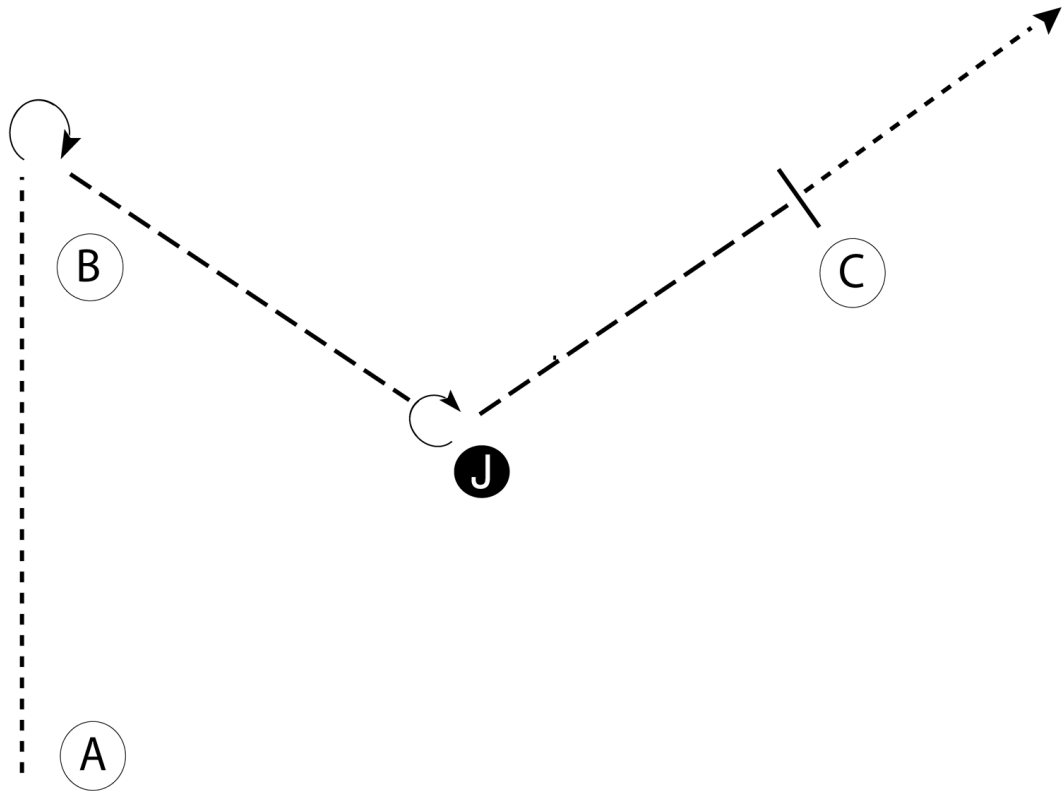


TUSS February 2026

Showmanship (Walk Only, W/T 10&un, Novice)

Show Date:



Be ready at A.

1. Walk to and past B.
2. Stop past B, turn 135 degrees and trot to judge.
3. Stop and set up for inspection.
4. When dismissed, do a 3/4 turn and trot to C.
5. Stop at C. When dismissed, walk straight away from C to exit.

Walk	-----
Trot	- - - - -
Back	← ↖ ↖ ↖
Marker	ⓑ
Judge	● J

[S/WT-24]

Pattern Provided by:

TUSS FEBRUARY 2026

Showmanship

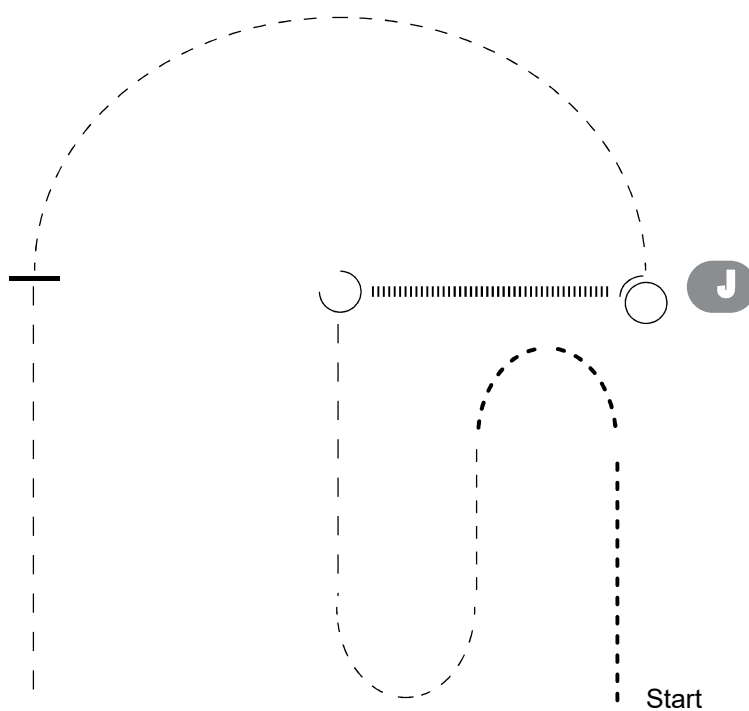
15 & Under

16 & Over

19 & Over

Instructions

1. Walk
2. Trot
3. Stop when hip is even with Judge
4. Execute $\frac{3}{4}$ turn
5. Back to Judge, stop
6. Set up.
7. Inspection
8. Execute $1\frac{1}{4}$ turn
9. Trot, stop, hesitate briefly.
10. Trot to exit

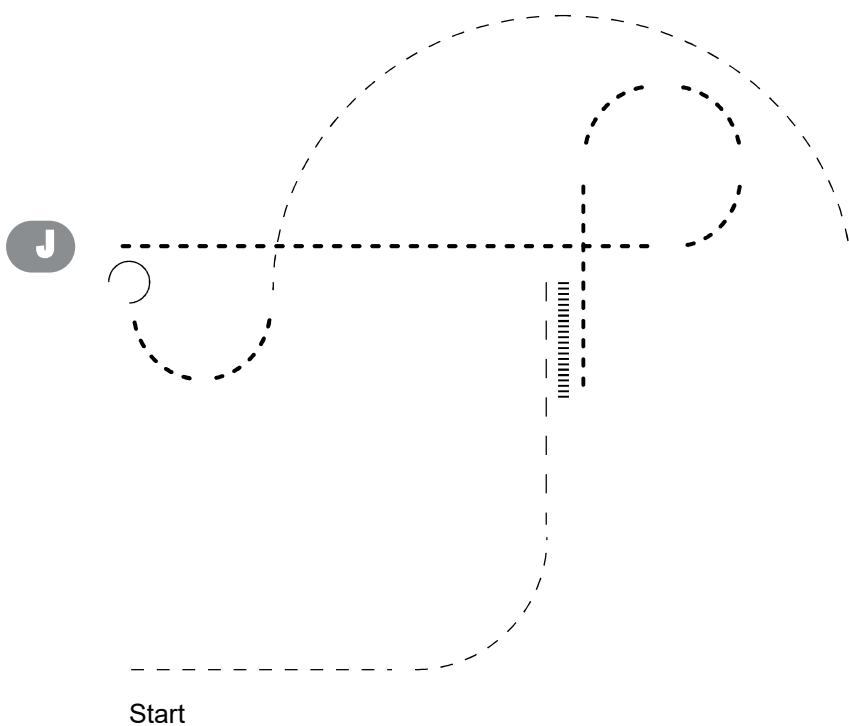


TUSS FEBRUARY 2026

Showmanship Open

Instructions

1. Trot, stop
2. Back one horse length
3. Walk to Judge, stop
4. Set up
5. Inspection
6. Execute $\frac{3}{4}$ turn
7. Walk
8. Trot
9. Walk to exit

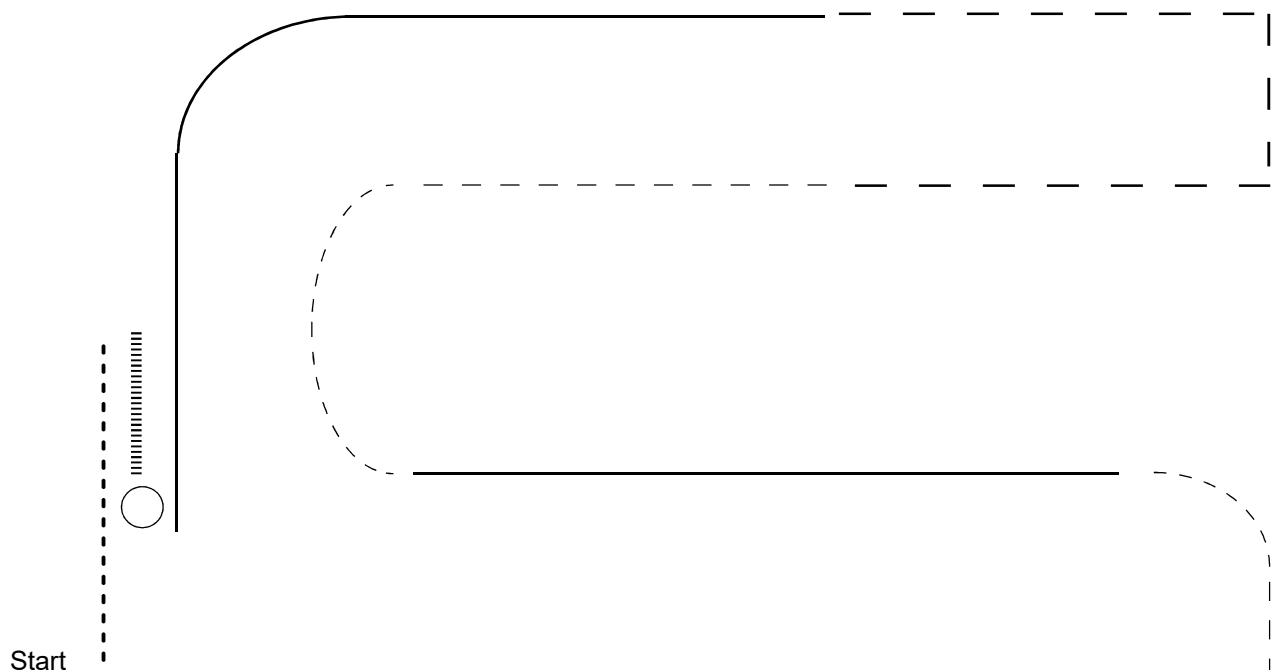


TUSS FEBRUARY 2026

Western Equitation

Instructions

1. Walk, stop
2. Back one horse length
3. Execute 1 turn right on the haunches
4. Lope, right lead
5. Extended jog
6. Jog
7. Lope, left lead
8. Jog to exit

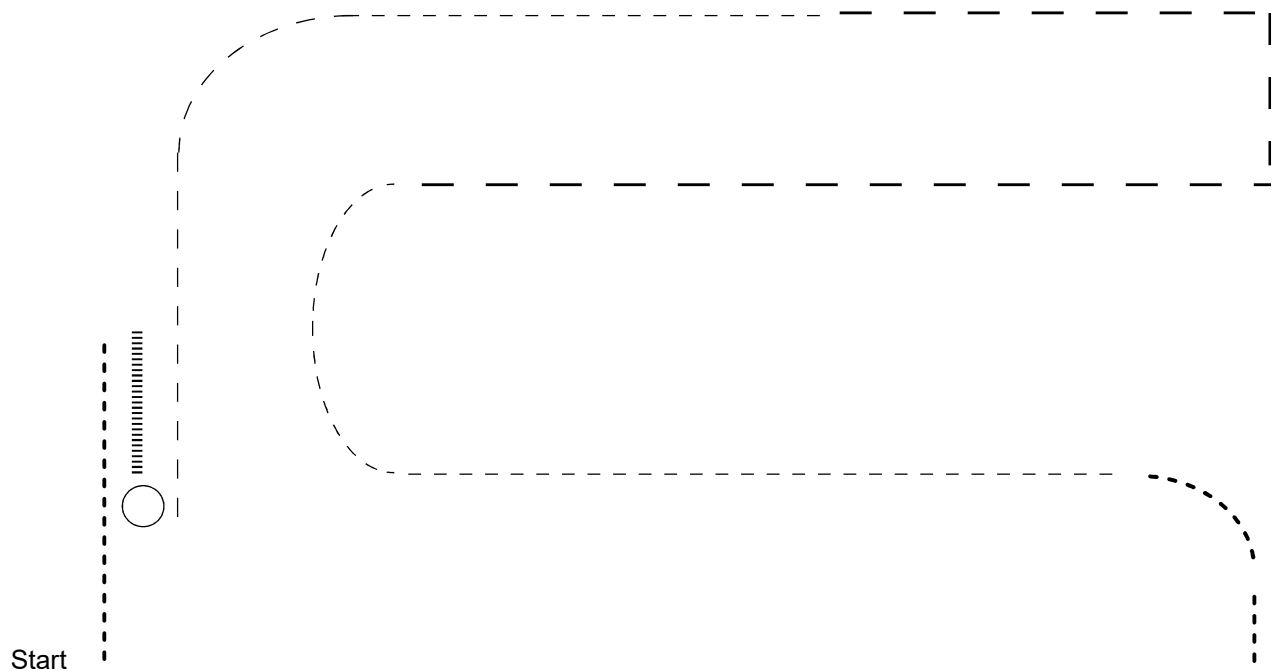


TUSS FEBRUARY 2026

All W/T Western Equitation

Instructions

2. Back one horse length
3. Execute 1 turn right on the haunches
4. Jog
5. Extended jog
6. Jog
7. Walk to exit



Instructions

TUSS FEBRUARY 2026

WESTERN RIDING PATTERN #1

Western Riding

1. Walk and jog over log
2. Transition to left and lope around end
3. First line change
4. Second line change
5. Third line change
6. Fourth line change and lope around the end of arena
7. First crossing change
8. Second crossing change
9. Lope over log
10. Third crossing change
11. Fourth crossing change
12. Lope up the center, stop and back

