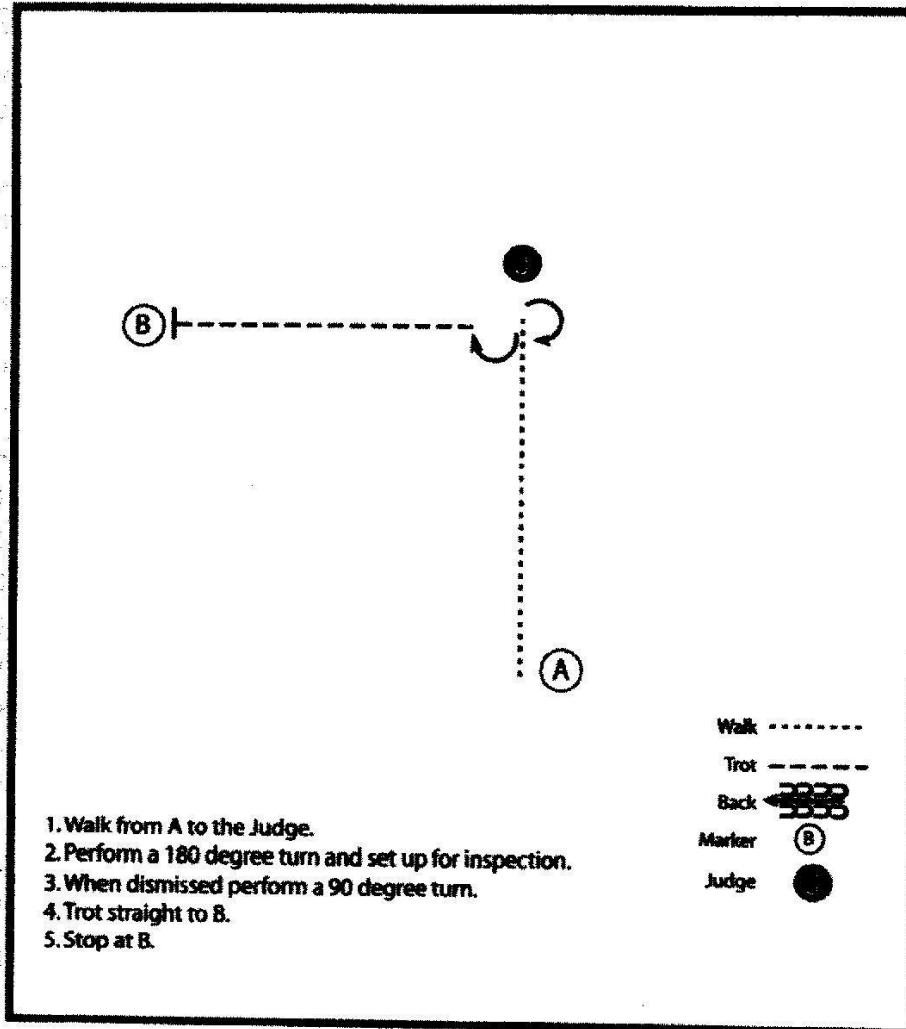


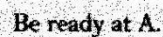
TUSS NOVEMBER 2025

Classes: 20 SHOWMANSHIP WALK ONLY
21 SHOWMANSHIP 10 & UNDER
22 SHOWMANSHIP NOVICE EXHB




Class 26 SHOWMANSHIP OPEN

Class 26 SHOWMANSHIP OPEN



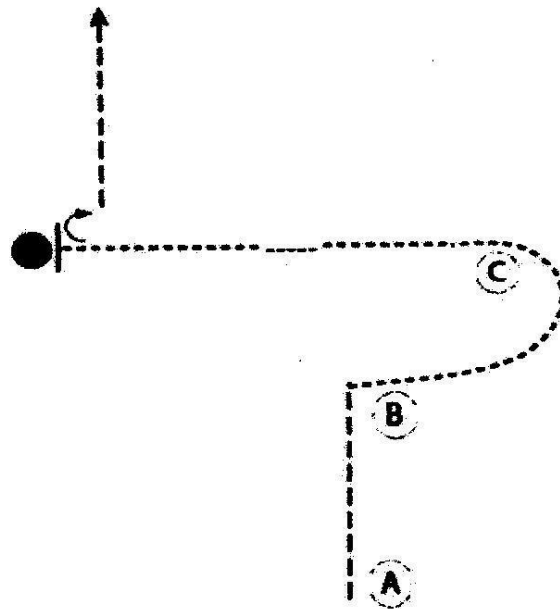
1. Walk to B.
2. Perform a 180 degree turn.
3. Back approximately one horse length.
4. Perform a 270 degree turn.
5. Trot around C and to judge.
6. Stop and set up for inspection.
7. When dismissed, perform a 90 degree turn.
8. Walk straight away from judge.

Follow the instructions of your ring steward.

Walk ————
Trot ————
Back ← 
Marker (B)
Judge ●

TUSS NOVEMBER 2025

23	SHOWMANSHIP	15 & UNDER
24	SHOWMANSHIP	16 - 39
25	SHOWMANSHIP	40 & OVER



Be ready at A.

1. Trot to B.
2. Walk from B and around C as shown.

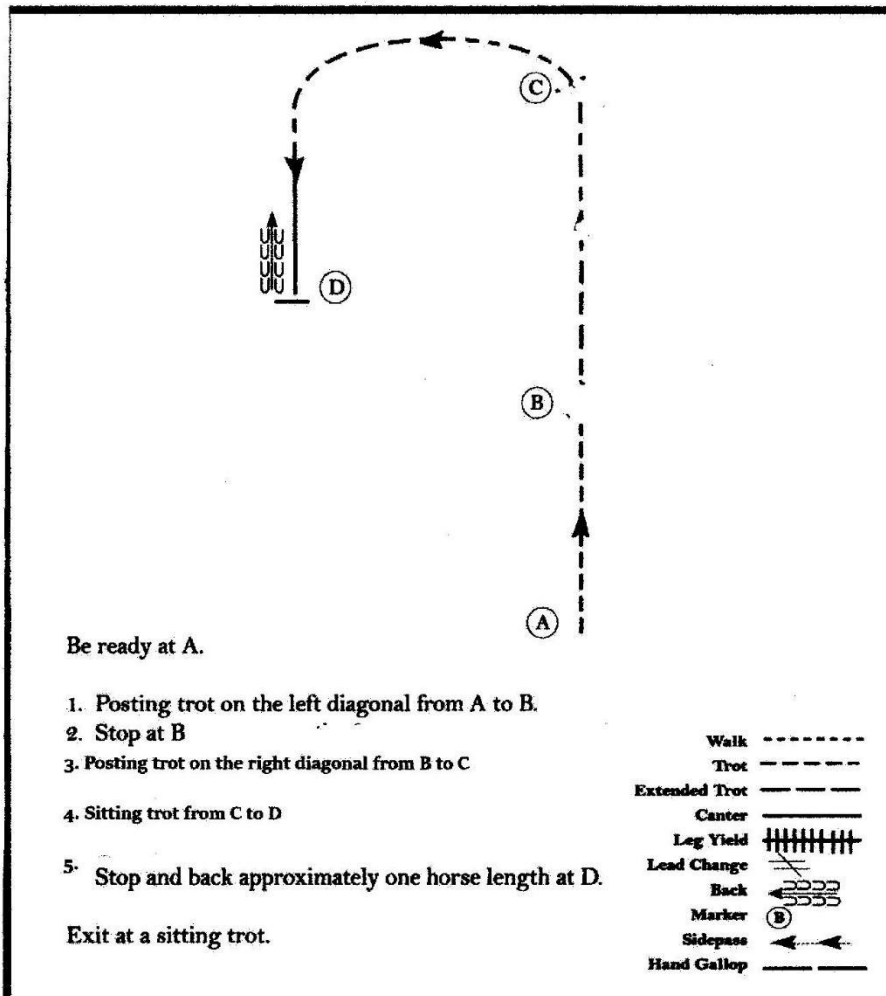
3. Walk to judge and set up for inspection.
4. When dismissed, do a 90 degree turn and trot away.

Walk -----
Trot -----
Back ←=====

Marker (B)
Judge ●

TUSS NOVEMBER 2025

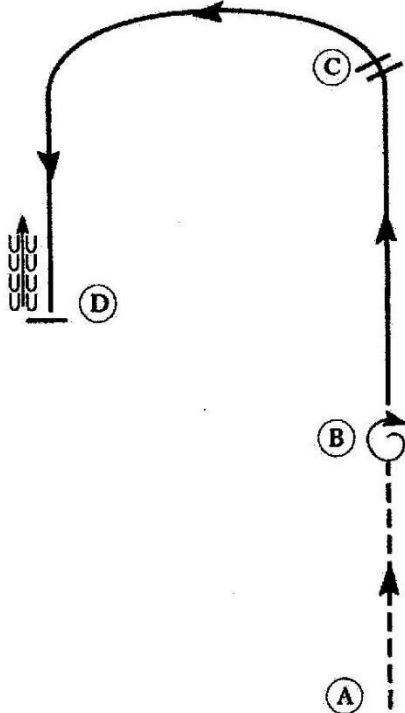
Classes	121	W/T ENGLISH EQ*	pattern	15 & UNDER
	122	W/T ENGLISH EQ*	pattern	16 & OVER



TUSS NOVEMBER 2025

Class 127 ENGLISH EQ* pattern

OPEN



Be ready at A.

1. Posting trot on the left diagonal from A to B.
2. Stop at B and turn on the forehand 360 degrees to the right.
3. Canter on the right lead from B to C.
4. Change leads at C.
5. Canter on the left lead to D.
6. Stop and back approximately one horse length at D.

Exit at a sitting trot.

Walk	-----
Trot	- - - - -
Extended Trot	=====
Canter	=====
Leg Yield	
Lead Change	↗ ↘
Back	←←←←←
Marker	(B)
Sidepass	←←←←←
Hand Gallop	=====

TUSS NOVEMBER 2025

Classes: 80 TRAIL IN HAND ALL AGES

81 TRAIL WALK ONLY ALL AGES**

82 W/T TRAIL, Eng or West 10 & UNDER

83 W/T TRAIL, Eng or West NOVICE RIDER

84 W/T TRAIL, Eng or West GR HORSE/RIDER

85 W/T TRAIL, Eng or West 15 & UNDER

86 W/T TRAIL, Eng or West 16 & OVER

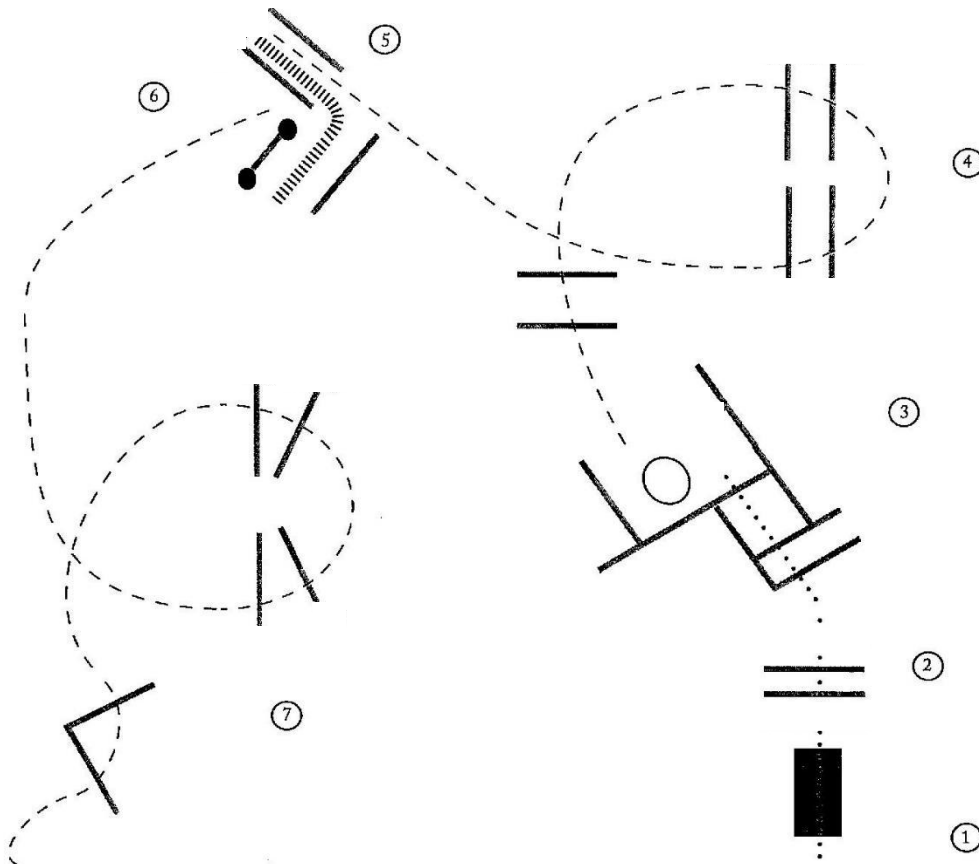
87 W/T TRAIL, Eng or West OPEN

Trail

** Walk Only continue at a walk where it says jog

Instructions

1. Walk over bridge.
2. Walk over poles.
3. Walk over poles and into box. Execute 1 full turn either direction.
4. Jog over poles and into chute.
5. Back "L".
6. Work gate, left hand.
7. Jog over poles and to exit.



TUSS NOVEMBER 2025

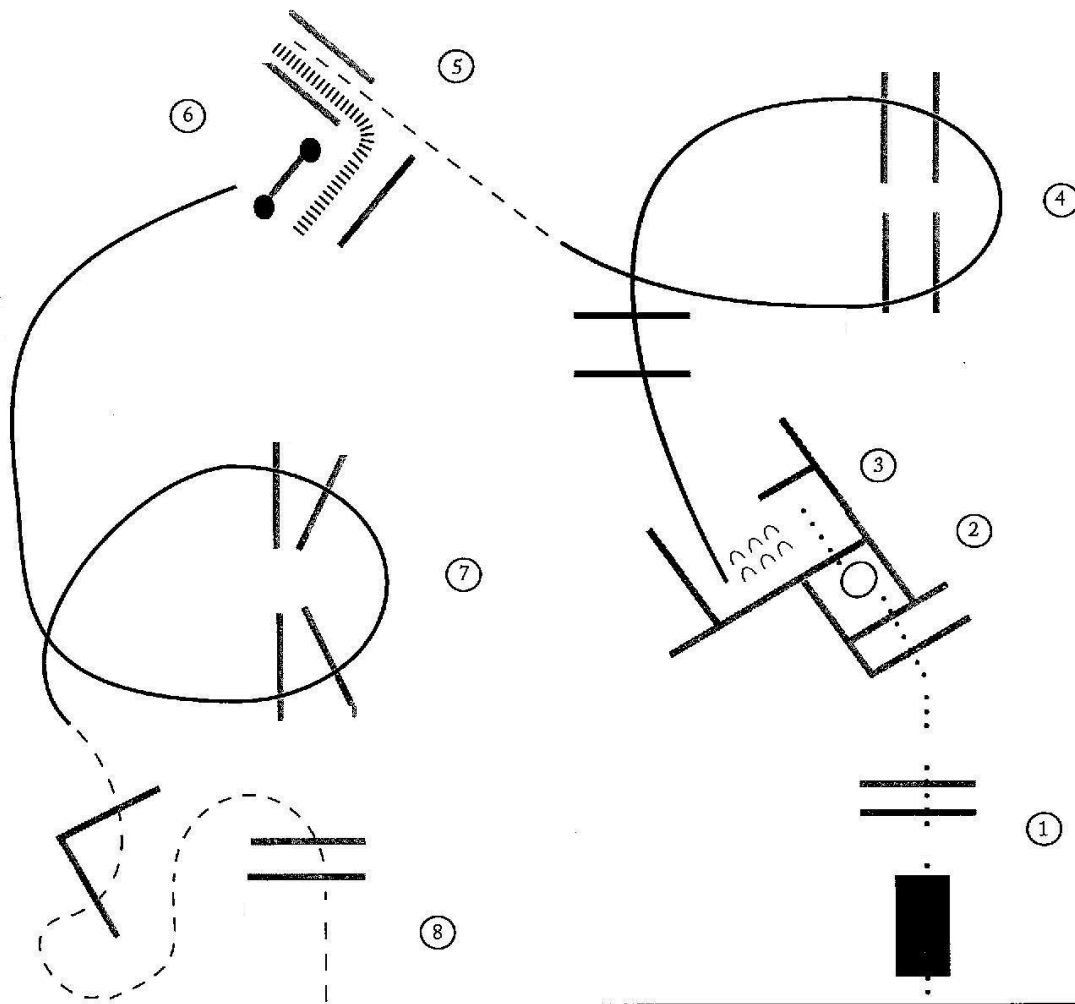
TRAIL

Classes 88 TRAIL, Eng or West
 89 TRAIL, Eng or West
 90 TRAIL, Eng or West
 91 TRAIL, Eng or West
 92 TRAIL, Eng or West

GREEN HORSE OR RIDER
 NOVICE RIDER
 15 & UNDER
 16 & OVER
 OPEN

Instructions

1. Walk over bridge and poles.
2. Walk into first box, execute a full turn, either direction.
3. Walk into second box. Sidepass left.
4. Lope, right lead, over poles.
5. Jog into chute, back "L".
6. Work gate, left hand.
7. Lope, left lead, over poles.
8. Jog serpentine over poles.



Walk

Jog - - -

Lope —

Back \ \ \ \ \

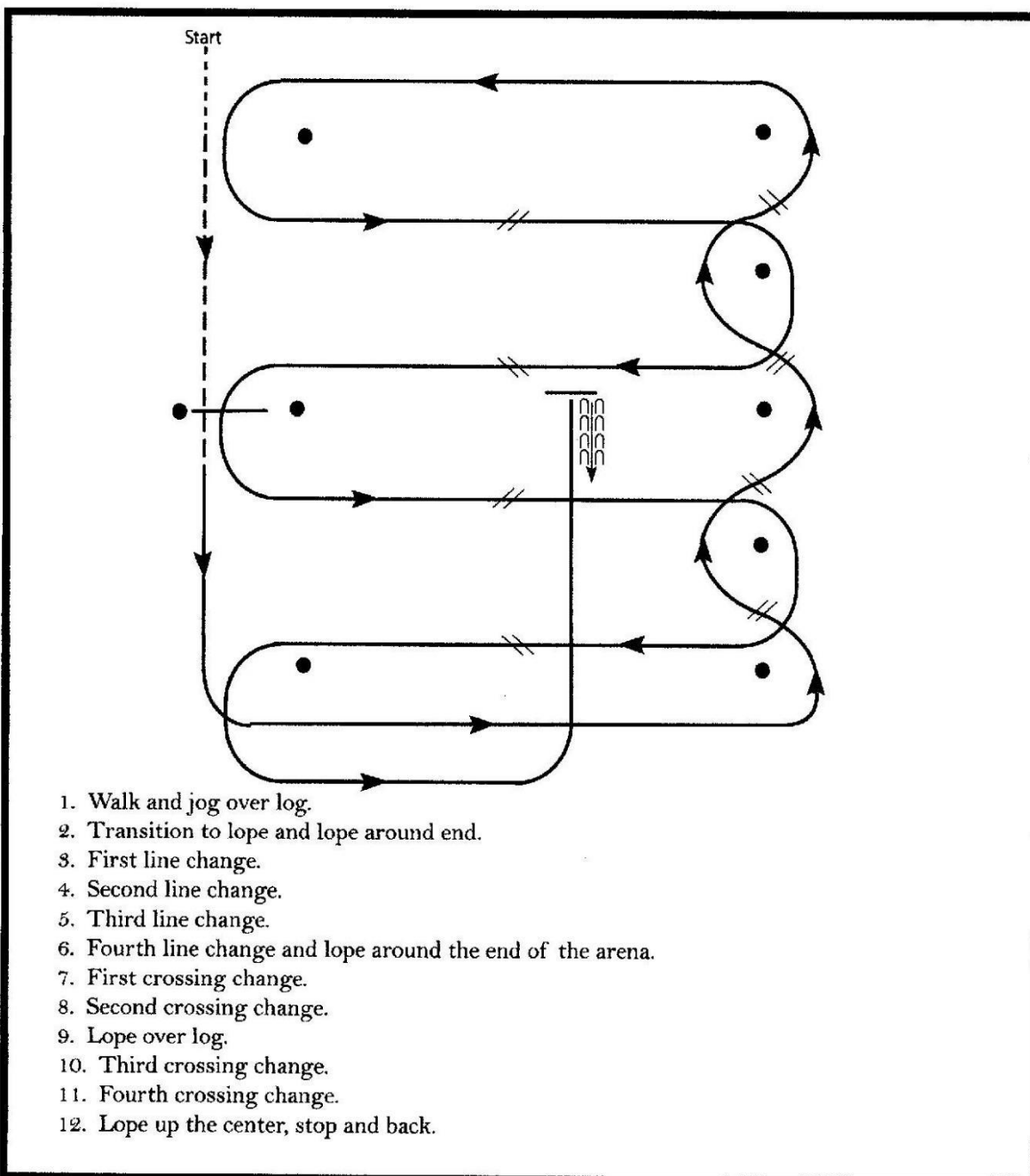
Sidepass ^

TUSS NOVEMBER 2025

Class 75 WESTERN RIDING

OPEN

www.HorseShowPatterns.com

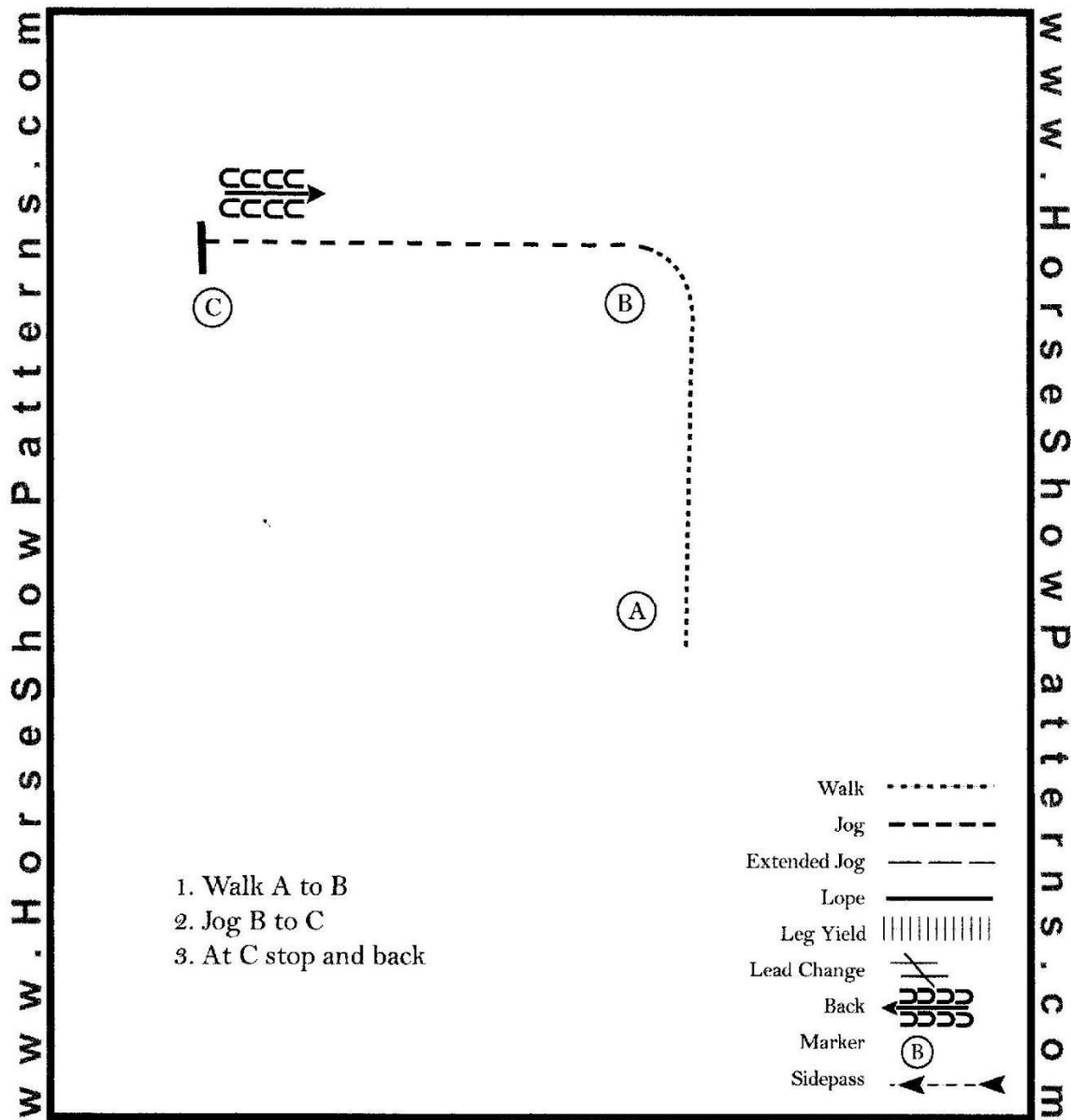


www.HorseShowPatterns.com

[WR/OP-1]

TUSS NOVEMBER 2025

Classes: 69 W/T WESTERN EQ * pattern 15 & UNDER
70 W/T WESTERN EQ*pattern 16 & OVER

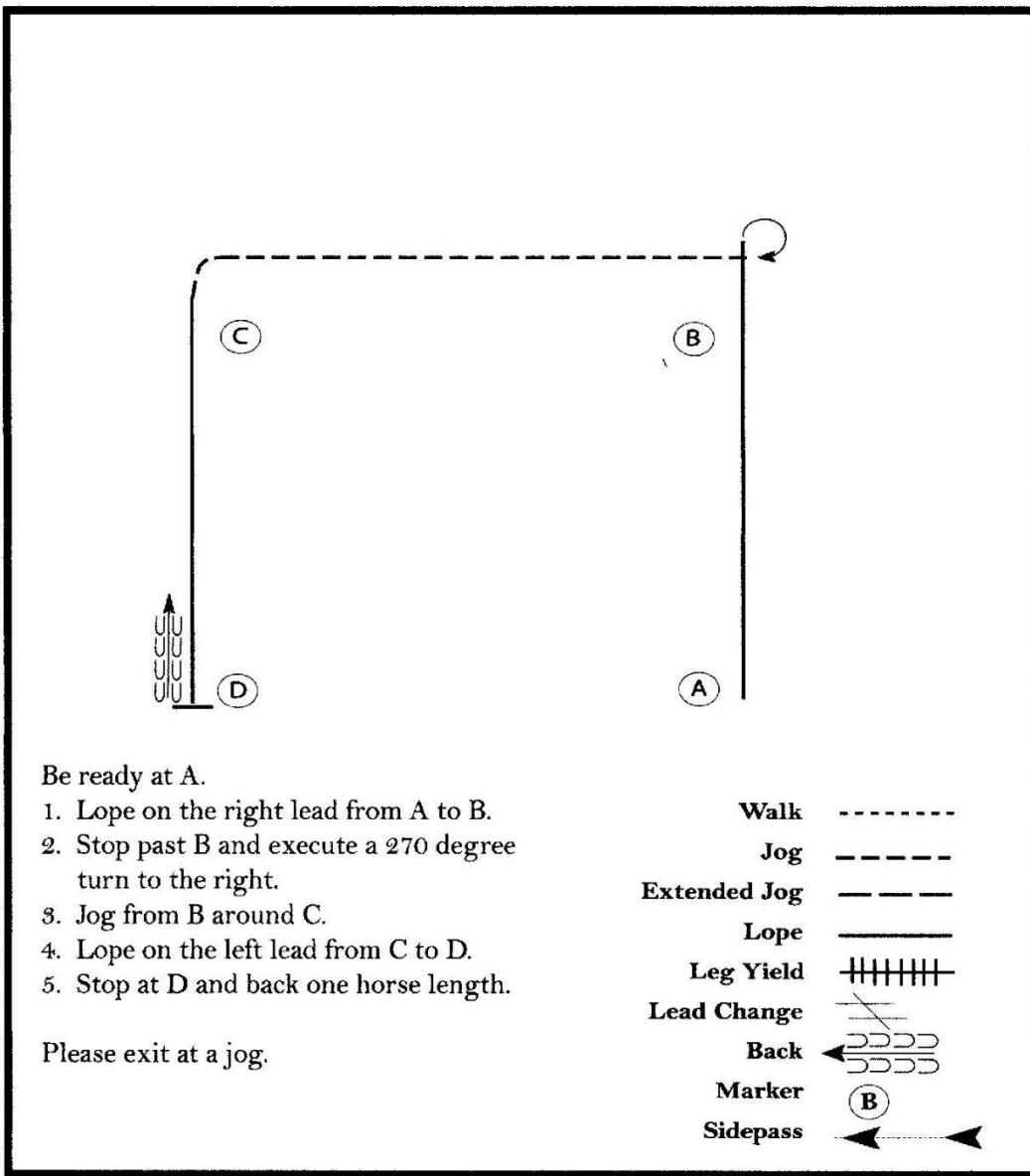


[WH/WT-4]

TUSS NOVEMBER 2025

74 WESTERN EQ* Pattern OPEN

www.HorseShowPatterns.com



www.HorseShowPatterns.com

[WH/2-23]