



# Ranch Trail

## Instructions

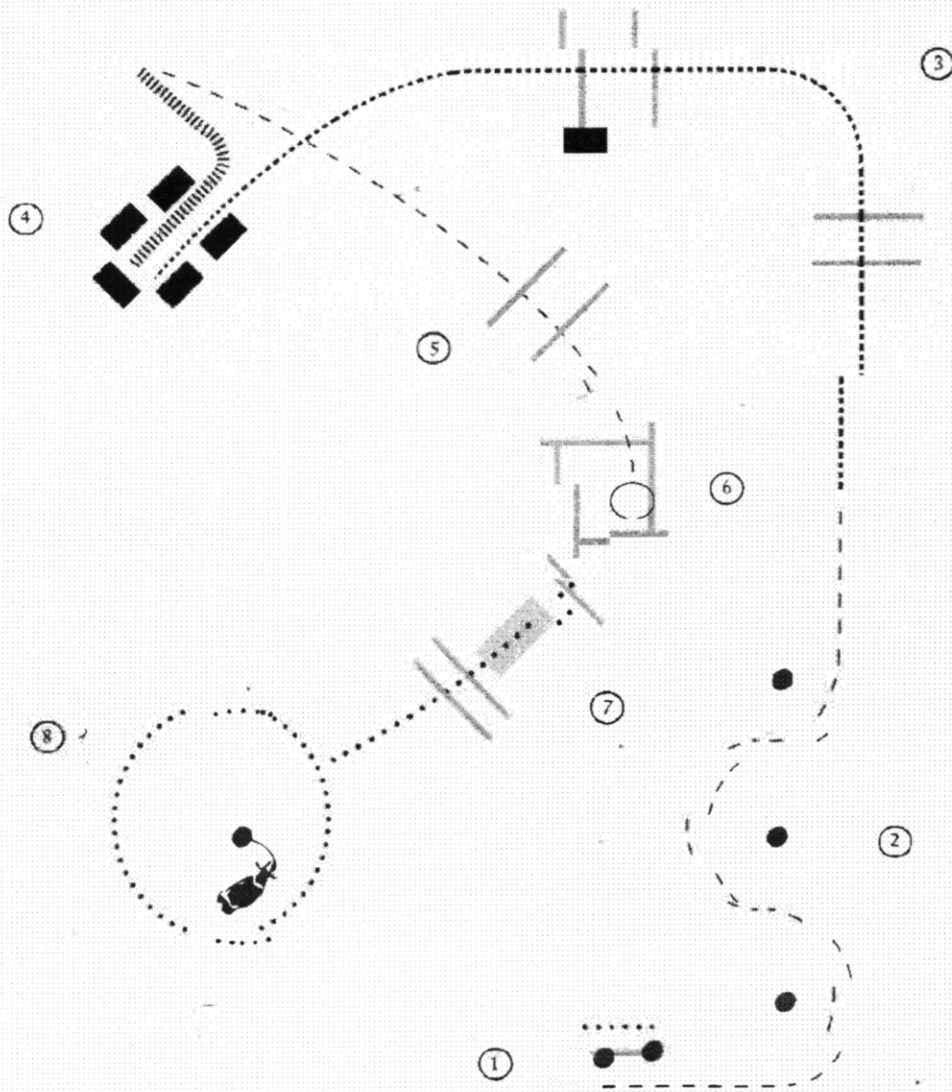
1. Work gate. Left hand
2. Jog serpentine.
3. Extended trot into the chute
4. Stop, back "L".
5. Jog over poles.
6. Stop in box, execute 1 turn either way.
7. Walk over poles and bridge.
8. ~~Work drag,~~ walk a full circle. to the right. walk to exit

*JOG*

## Classes

47 Ranch Trail W/T Open

\*\*\*REVISED 3/25/2026\*\*\*



Walk .....

Jog - - - -

Lope ———

Back ▨▨▨▨▨▨▨▨▨▨



# Ranch Trail

## Instructions

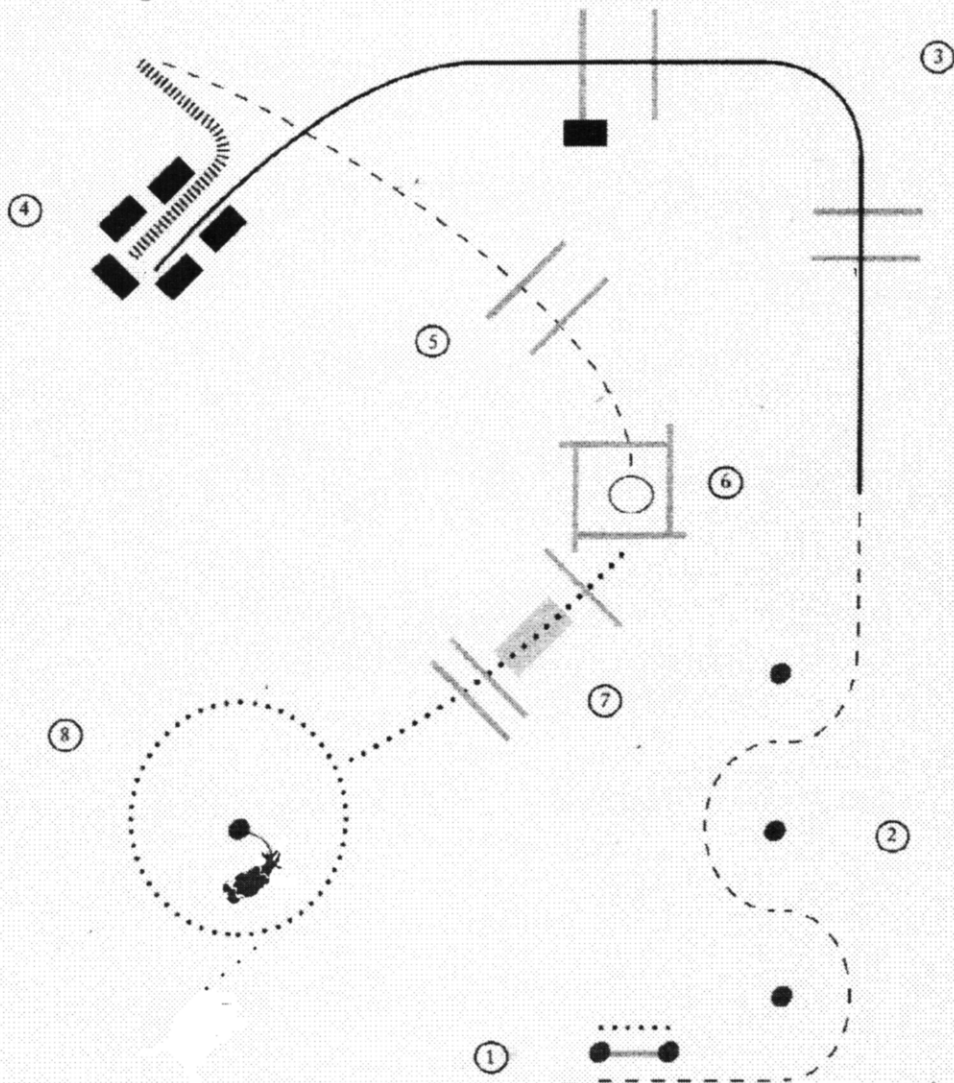
\*\*\*REVISED 3/25/2026\*\*\*

## Classes

1. Work gate, Left Hand
2. Jog serpentine.
3. Lope poles, left lead.
4. Stop, back "L".
5. Jog over poles.
6. Stop in box, execute 1 turn either way.
7. Walk over poles and bridge.
8. ~~Work drag, walk a full circle~~ to the right. Walk to exit

51 Ranch Trail Open

*jog*



Walk .....

Jog - - -

Lope ———

Back |||



# Ranch Trail

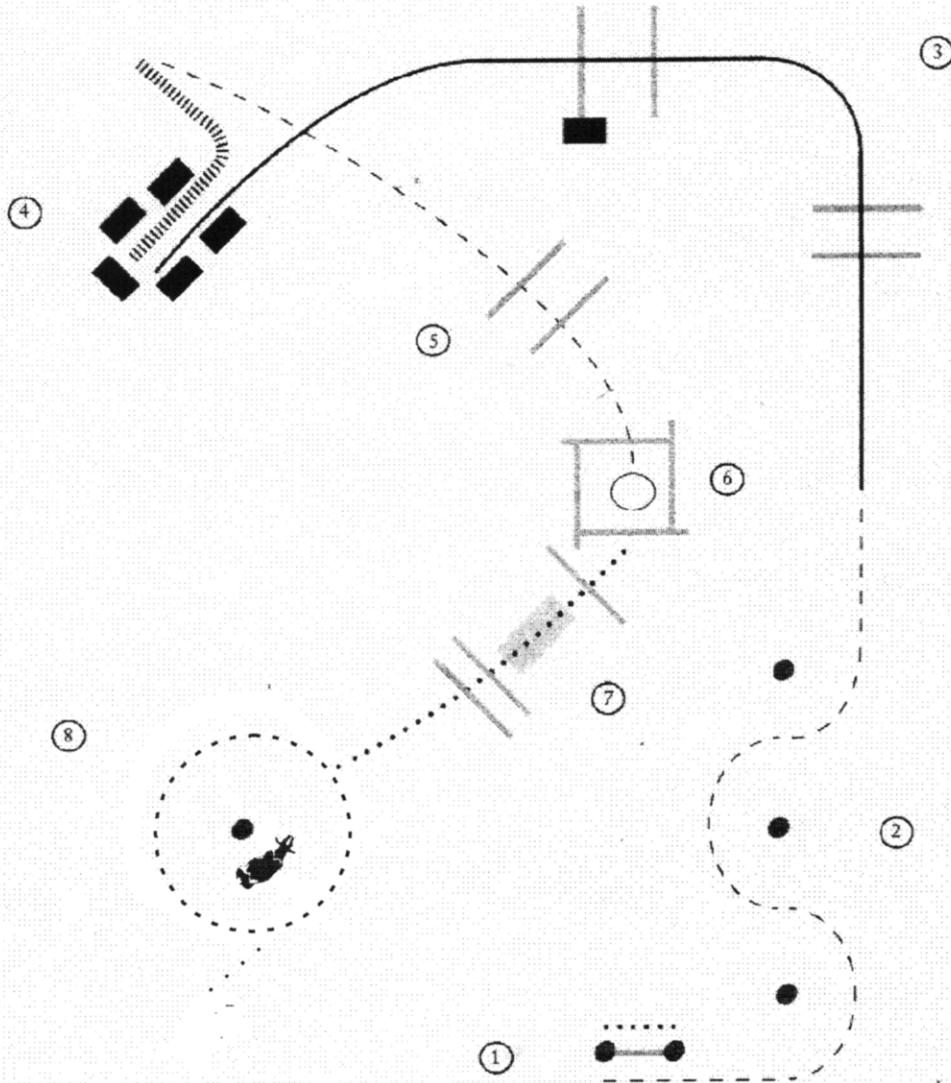
## Instructions

\*\*\*REVISED 3/25/2026\*\*\*

## Classes

- 48 Ranch Trail Green Horse
- 49 Ranch Trail Youth 18 & Under
- 50 Ranch Trail Amateur 19 & Over

1. Work gate, Left Hand
2. Jog serpentine.
3. Lope poles, left lead.
4. Stop, back "L".
5. Jog over poles.
6. Stop in box, execute 1 turn either way.
7. Walk over poles and bridge.
8. Jog a circle around the pole. to the right. Walk to exit



Walk .....

Jog - - -

Lope ———

Back [hatched line]

