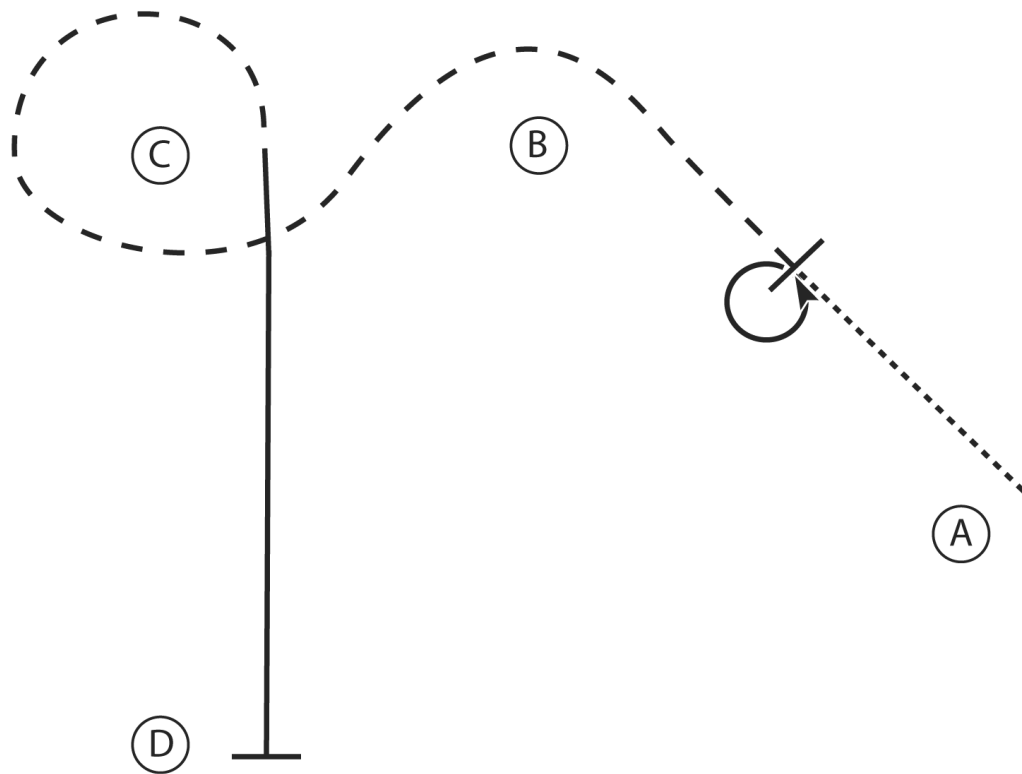


TUSS SCHOOLING SHOW JAN 2024

ENGLISH EQUITATION (CLASS 113)

Show Date: 01-19-2024



1. At A walk halfway to B
2. Stop and perform a 360 degree turn to the left on the hindquarters
3. Posting trot to and around B and in a circle around C, performing proper change of diagonal
4. At C canter to D on the right lead
5. Stop at D

Walk
Trot	- - - - -
Extended Trot	- - - - -
Canter	—————
Leg Yield	
Lead Change	↘
Back	←←←
Marker	ⓑ
Sidepass	- - - - -

[HSE/2-1]

Pattern Provided by:

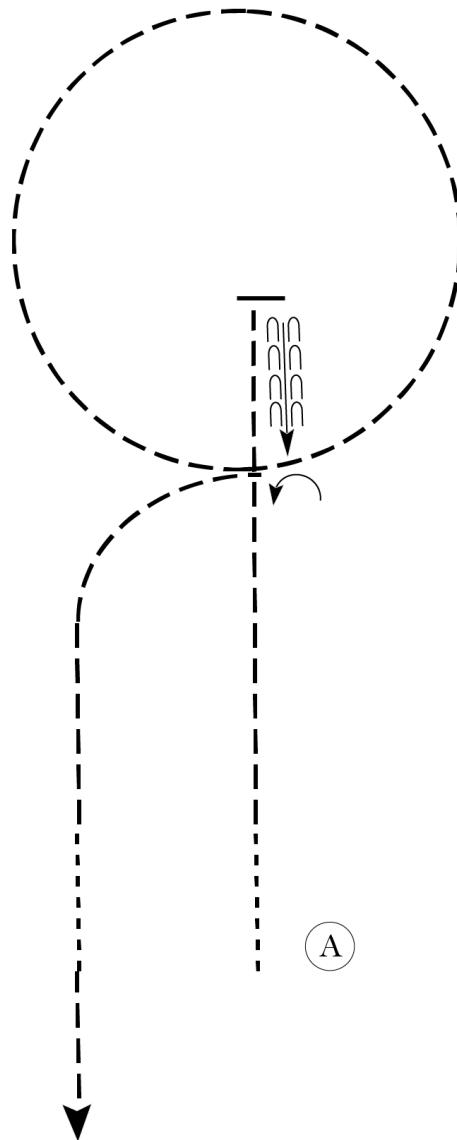
TUSS SCHOOLING SHOW JAN 2024

W/T ENGLISH EQ (CLASSES 107 & 108)

Show Date: 01-19-2024

w w w . H o r s e S h o w P a t t e r n s . c o m

w w w . H o r s e S h o w P a t t e r n s . c o m



Be ready at A.

1. Walk two horse lengths then posting trot on the left diagonal past the center of the arena.
2. Stop and back approximately two horse lengths.
3. Perform a 90 degree turn on the forehand to the left.
4. Trot a circle on the left diagonal.
5. Change diagonals then posting trot on the right diagonal then walk two horse lengths. Pattern is complete, exit at a sitting trot.

Walk	-----
Trot	- - - - -
Extended Trot	— — — — —
Canter	—————
Leg Yield	
Lead Change	↙ ↘
Back	← C C C C
Marker	⊙ (B)
Sidepass	← — — — — →
Hand Gallop	—————

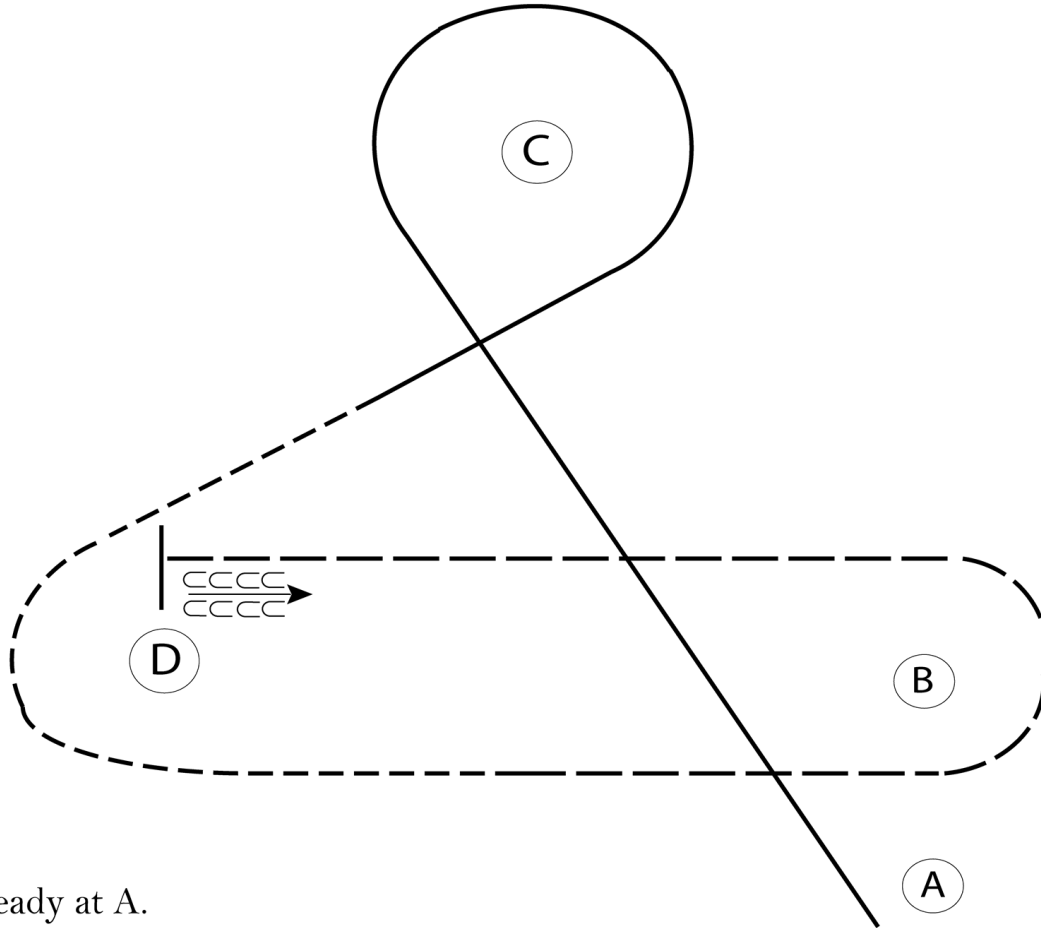
[HSE/WT-82]

Pattern Provided by:

TUSS SCHOOLING SHOW JAN 2024

WESTERN EQUITATION (CLASS 64)

Show Date: 01-19-2024



Be ready at A.

1. Right lead lope to and around C
2. Halfway to D break to the jog
3. Jog around D
4. Halfway to B extend the jog
5. Continue extended jog around B to D
6. At D stop and back approximately one horse length.

Follow the instructions of your ring steward.

Walk	-----
Jog	- - - - -
Extended Jog	- - - - -
Lope	—————
Leg Yield	
Lead Change	— / —
Back	← — — — — — — — — —
Marker	⊙ B
Sidepass	← — — — — →

[WH/2-54]

Pattern Provided by:

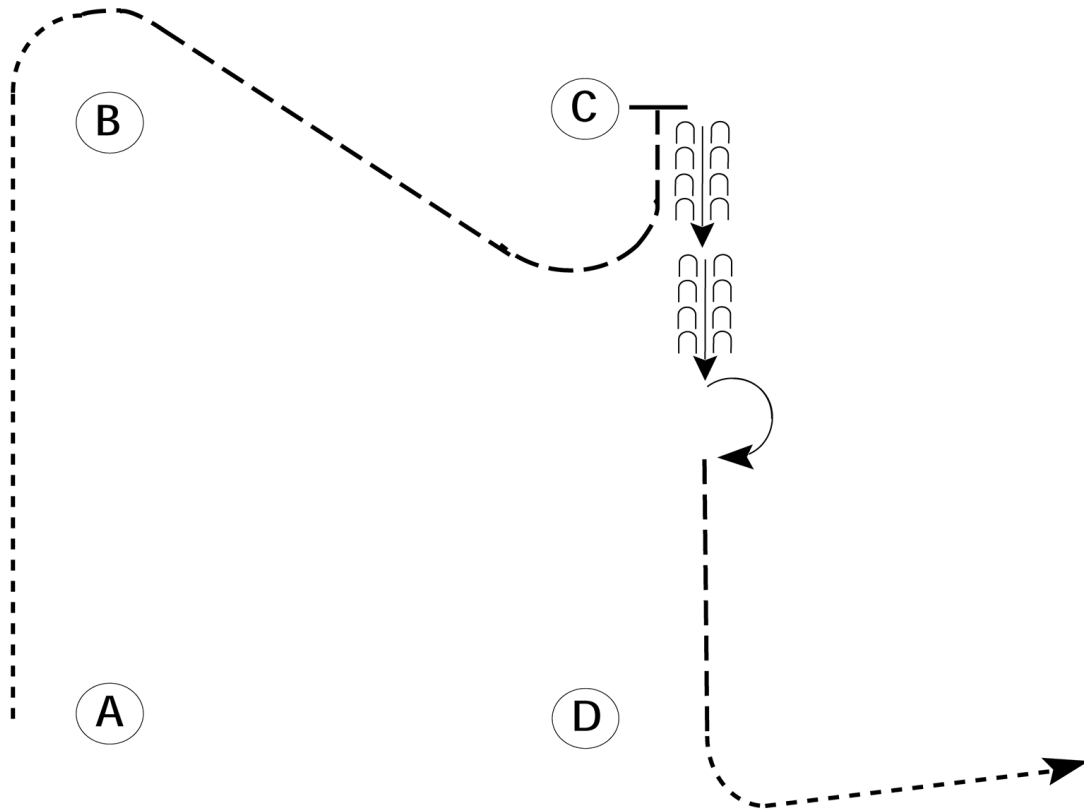
www.HorseShowPatterns.com

www.HorseShowPatterns.com

TUSS SCHOOLING SHOW JAN 2024

W/T WESTERN EQ (CLASSES 59 & 60)

Show Date: 01-19-2024



Be ready at A.

1. Walk to B.
2. At the top of B, begin to jog.
3. Jog to C.
4. Stop and back approximately one horse length.
5. Turn 180 degrees to the right.
6. Jog to D.
7. Walk at D and turn to the left.

Follow the instructions of your ring steward.

Walk	-----
Jog	- - - - -
Extended Jog	- - - - -
Lope	—————
Leg Yield	
Lead Change	— / —
Back	← — — — — ← — — — —
Marker	Ⓚ
Sidepass	← — — — — →

[WH/WT-52]

Pattern Provided by:

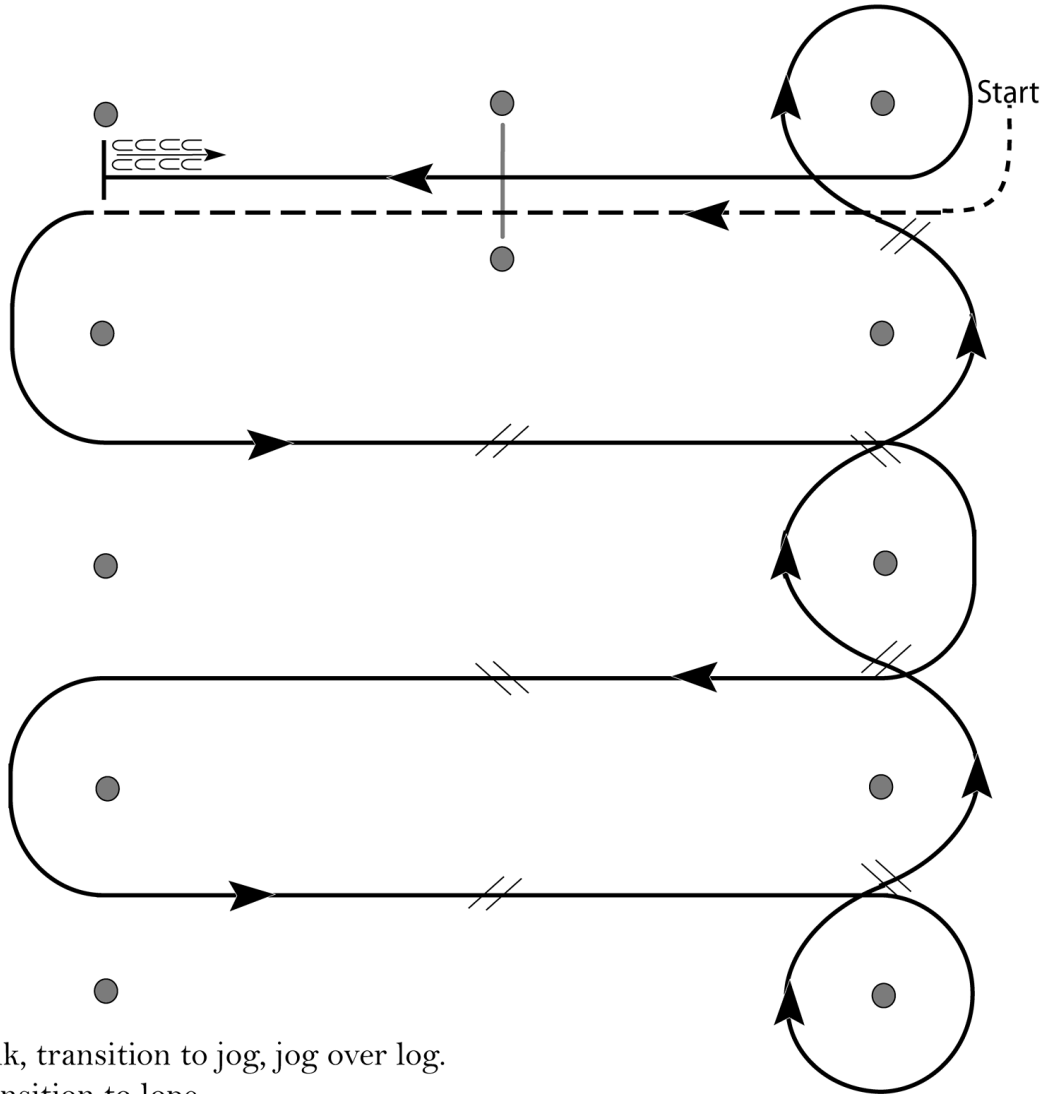
www.HorseShowPatterns.com

www.HorseShowPatterns.com

TUSS SCHOOLING SHOW JAN 2024

WESTERN RIDING (CLASS 65)

Show Date: 01-19-2024



1. Walk, transition to jog, jog over log.
2. Transition to lope.
3. First crossing change.
4. Second crossing change.
5. Third crossing change.
6. Circle and first line change.
7. Second line change.
8. Third line change.
9. Fourth line change and circle.
10. Lope log.
11. Lope, stop and back.

[WR/OP-2]

Pattern Provided by: