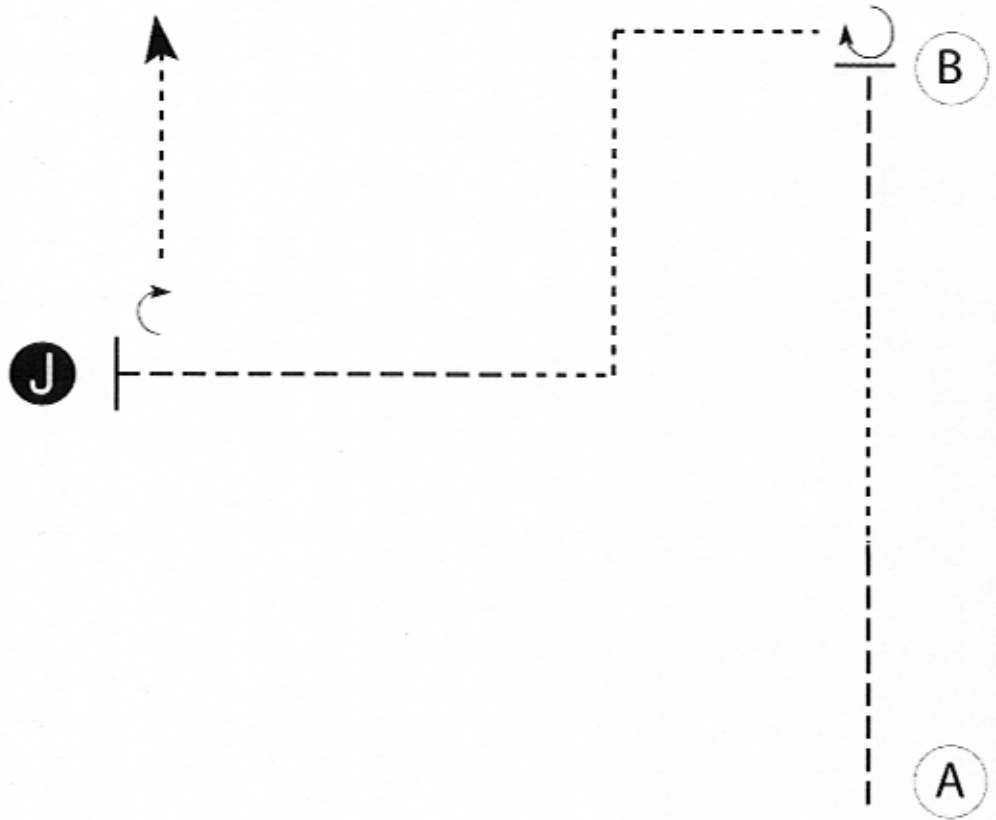


TUSS SCHOOLING SHOW JAN 2024

17 SHOWMANSHIP WALK ONLY
18 SHOWMANSHIP 10 & UNDER
19 SHOWMANSHIP NOVICE EXHB

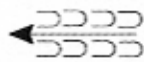
www.HorseShowPatterns.com

www.HorseShowPatterns.com



Be ready at A.

1. Trot 1/3 of the line, then walk 1/3 of the line then trot the final 1/3 of the line.
2. Stop with horse's hip even with B.
3. Perform a 3/4 turn.
4. Walk two square corners as shown then trot to judge.
5. Stop and set up at Judge.
6. Inspection.
7. When dismissed, perform a 1/4 turn and walk to exit.

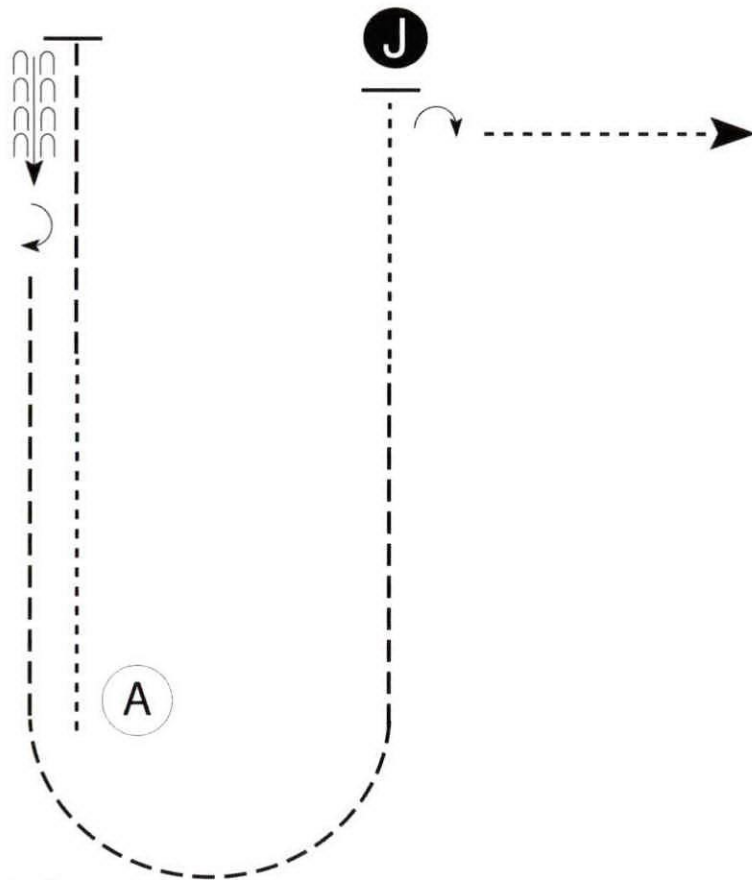
Walk - - - - -
Trot - - - - -
Back ← 
Marker (B)
Judge (J)

TUSS JANUARY 2024

20 SHOWMANSHIP 15 & UNDER
21 SHOWMANSHIP 16 - 39
22 SHOWMANSHIP 40 & OVER

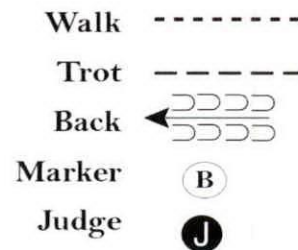
www.HorseShowPatterns.com

www.HorseShowPatterns.com



Be ready at A.

1. Walk halfway from A to judge.
 2. Trot until even with judge.
 3. Stop and back approximately two horse lengths.
 4. Perform a 180 degree turn.
 5. Trot to and around A and halfway to judge.
 6. Walk to judge.
 7. Stop and set up for inspection.
 8. When dismissed, perform a 90 degree turn.
 9. Walk straight away from judge.
- Follow the instructions of your ring steward.

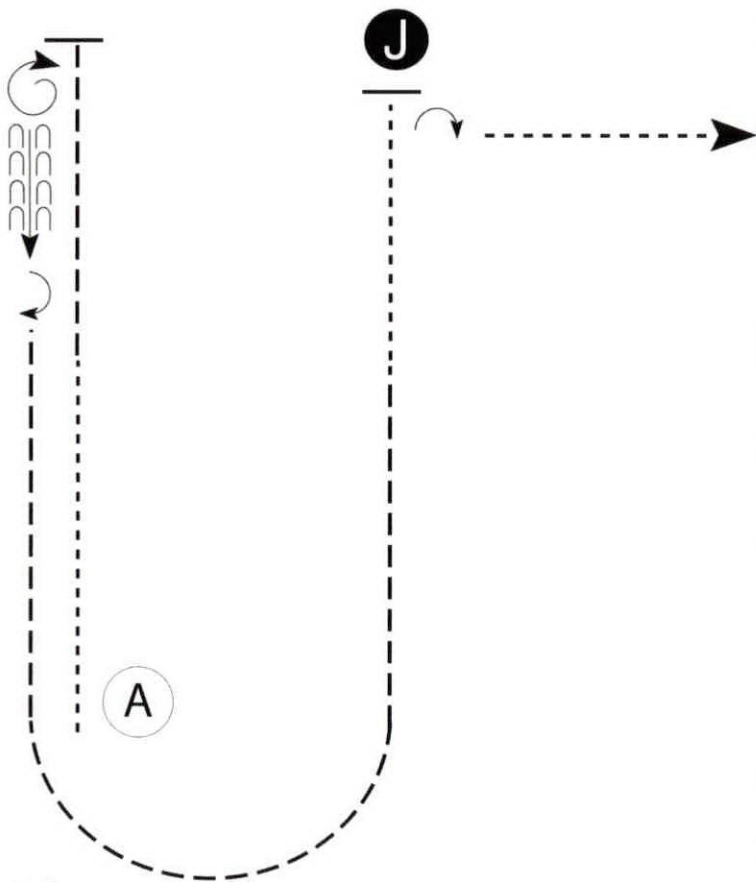


TUSS JANUARY 2024

23 SHOWMANSHIP OPEN

www.HorseShowPatterns.com

www.HorseShowPatterns.com



Be ready at A.

1. Walk halfway from A to Judge.
2. Trot until even with judge.
3. Stop and perform a 360 degree turn.
4. Back approximately two horse lengths.
5. Perform a 180 degree turn.
6. Trot to and around A and halfway to judge.
7. Walk to judge.
8. Stop and set up for inspection.
9. When dismissed, perform a 90 degree turn.
10. Walk straight away from judge.

Follow the instructions of your ring steward.

| | |
|--------|-----------|
| Walk | ----- |
| Trot | ----- |
| Back | ← |
| Marker | ⓑ |
| Judge | ⓐ |