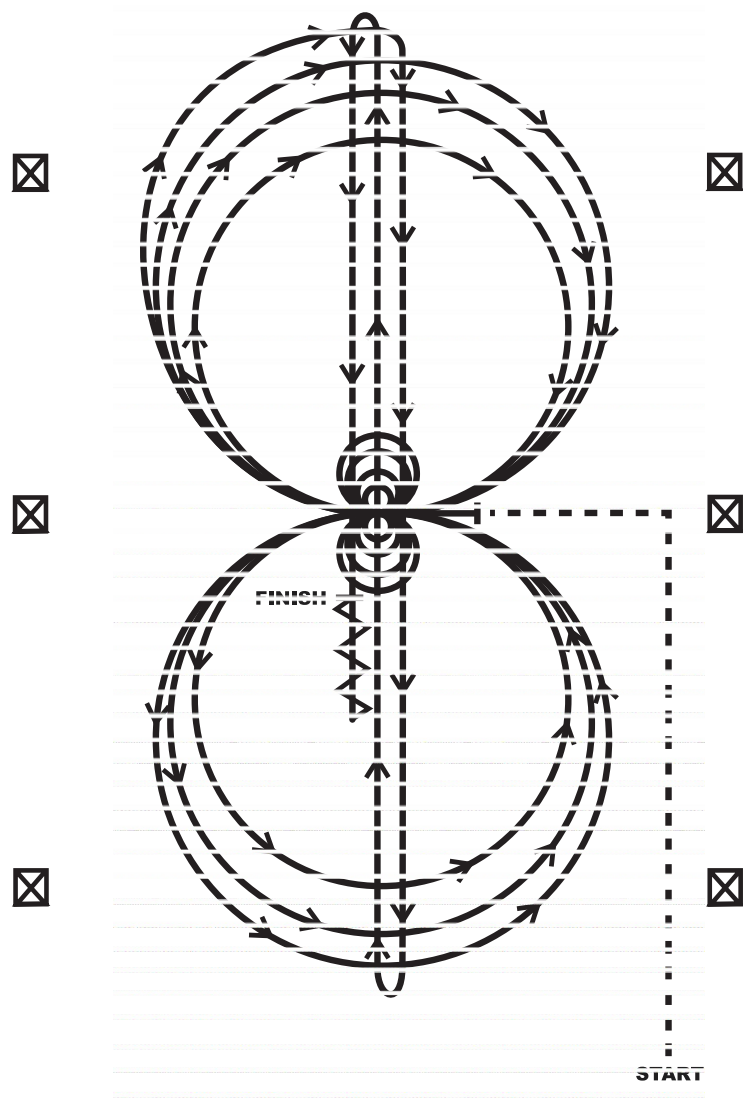


1 W/T REINING OPEN



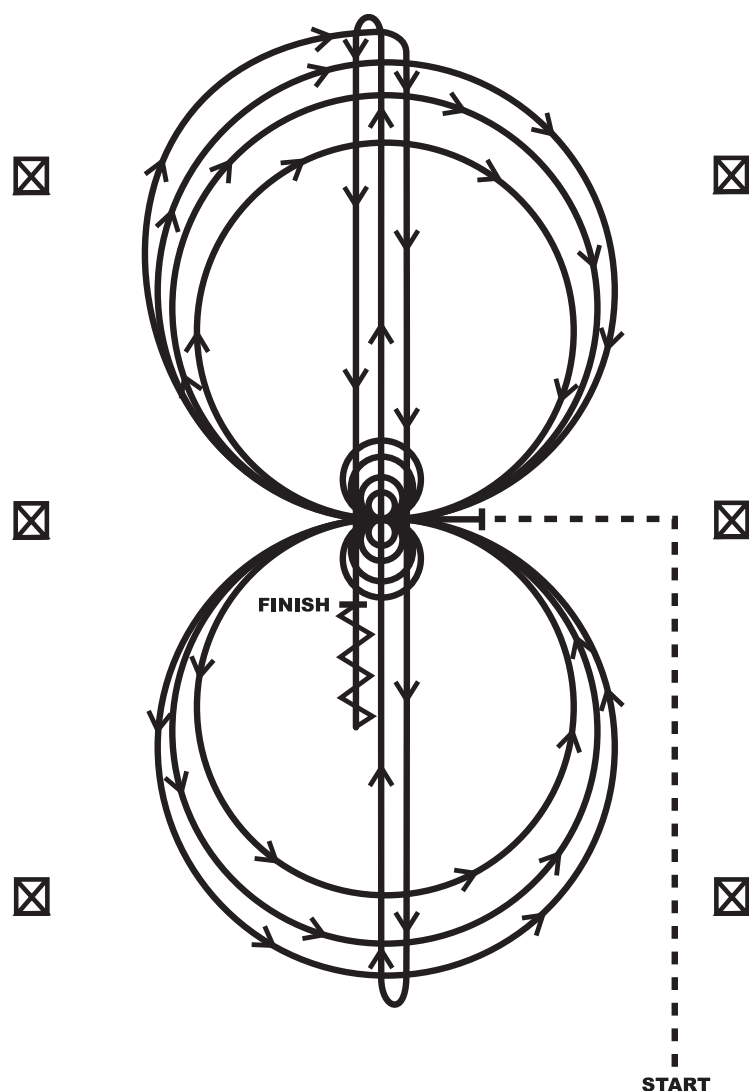
Horses must jog to the center of the arena. Horses must walk or stop prior to starting the pattern. Beginning at the center of the arena facing the left wall or fence.

1. Complete four spins to the left. Hesitate.
2. Complete four spins to the right. Hesitate.
3. Beginning to the right complete three circles to the right; the first circle small and slow; the next two circles large and fast.
4. Complete three circles to the left; the first circle small and slow; the next two circles large and fast.
5. Begin a large circle to the right, but do not close this circle. Extended Trot down the center of the arena past the end marker and do a right rollback—no hesitation.
6. Extended Trot up the middle to the opposite end of the arena past the end marker and do a left rollback—no hesitation.
7. Go past the center marker and do a sliding stop. Back up to the center of the arena or at least ten feet (three meters). Hesitate to demonstrate completion of the pattern.

Large fast circle = Extended Trot
Small slow circle = Regular Trot

REINING PATTERN 11

TUSS NOVEMBER 2025



CLASSES

- 2 REINING GREEN HORSE OR RIDER
- 3 REINING YOUTH OR NON PRO

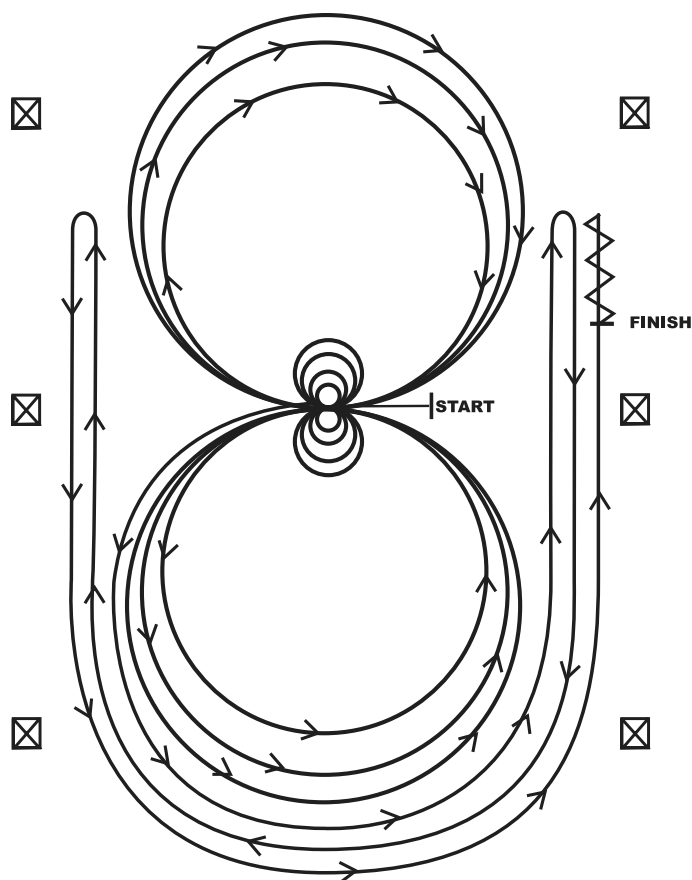
Horses must jog to the center of the arena. Horses must walk or stop prior to starting the pattern. Beginning at the center of the arena facing the left wall or fence.

1. Complete four spins to the left. Hesitate.
2. Complete four spins to the right. Hesitate.
3. Beginning on the right lead complete three circles to the right; the first circle small and slow; the next two circles large and fast. Change leads at the center of the arena.
4. Complete three circles to the left; the first circle small and slow; the next two circles large and fast. Change leads at the center of the arena.
5. Begin a large circle to the right, but do not close this circle. Run down the center of the arena past the end marker and do a right rollback—no hesitation.
6. Run up the middle to the opposite end of the arena past the end marker and do a left rollback—no hesitation.
7. Run past the center marker and do a sliding stop. Back up to the center of the arena or at least ten feet (three meters). Hesitate to demonstrate completion of the pattern.

TUSS NOVEMBER 2025

CLASS 4 REINING OPEN

Pattern 13



Pattern 13

Horses must walk or stop prior to starting pattern. Beginning at the center of the arena facing the left wall or fence.

1. Beginning on the left lead, complete two circles to the left: the first circle large and fast; the second circle small and slow. Stop at the center of the arena

2. Complete four spins to the left. Hesitate.

3. Beginning on the right lead, complete two circles to the right: the first being large and fast; the second circle small and slow. Stop at the center of the arena.

4. Complete four spins to the right. Hesitate.

5. Beginning on the left lead, run a large fast circle to the left, change leads at the center of the arena, run a large fast circle to the right, and change leads at the center of the arena.

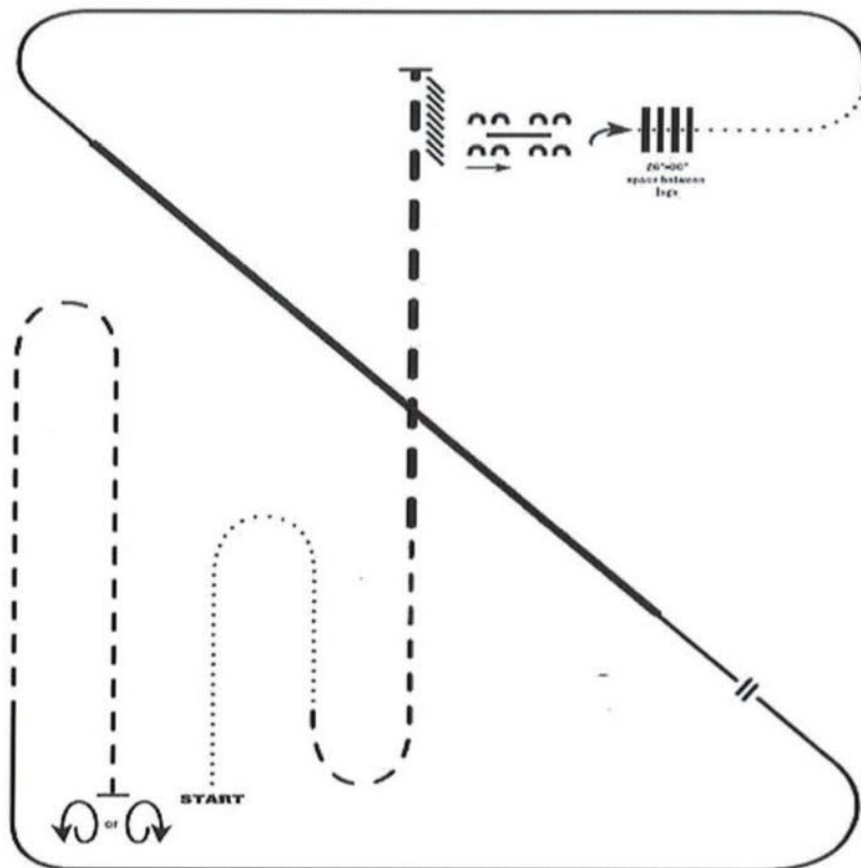
6. Continue around previous circle to the left but do not close this circle. Run up the right side of the arena past the center marker and do a right rollback at least 20 feet (6 meters) from the wall or fence-no hesitation.

7. Continue around previous circle but do not close this circle. Run up the left side of the arena past the center marker and do a left rollback at least 20 feet (6 meters) from the wall or fence-no hesitation.

8. Continue back around previous circle but do not close this circle. Run up the right side of the arena past the center marker and do a sliding stop at least 20 feet (6 meters) from the wall or fence. Back up at least 10 feet (3 meters). Hesitate to demonstrate completion of pattern.

TUSS NOVEMBER 2025

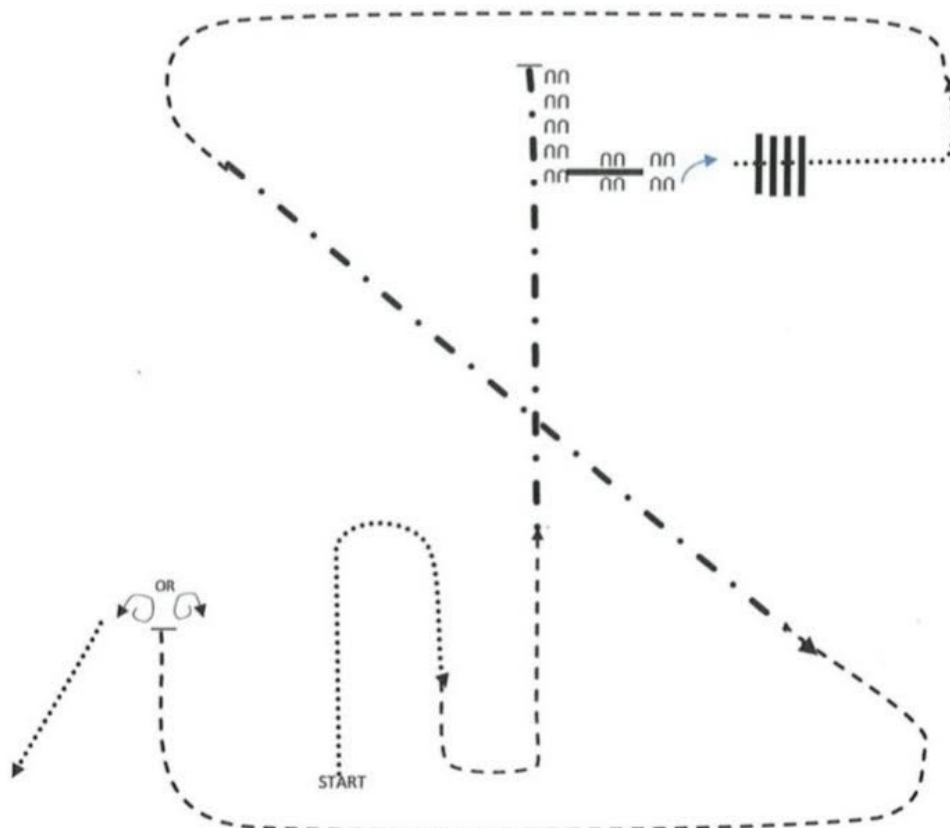
ALL RANCH RIDING



1. Walk
2. Trot
3. Extended trot
4. Stop and back
5. Side pass right over log
6. 1/4 turn right, walk over logs
7. Walk
8. Lope left lead
9. Extended lope left lead
10. Collect lope, change leads (simple or flying)
11. Lope right lead
12. Trot
13. Stop, one 360° turn either direction

TUSS NOVEMBER 2025

ALL WALK TROT RANCH RIDING



1. WALK
 2. TROT
 3. EXTENDED TROT
 4. STOP AND BACK
 5. SIDE PASS RIGHT OVER LOG
 6. $\frac{1}{4}$ TURN RIGHT-WALK OVER LOGS
 7. WALK
 8. TROT
 9. EXTENDED TROT
 10. TROT
 11. STOP-1 360 TURN RIGHT OR LEFT-END OF PATTERN
- EXIT AT WALK TOWARDS RAIL**