

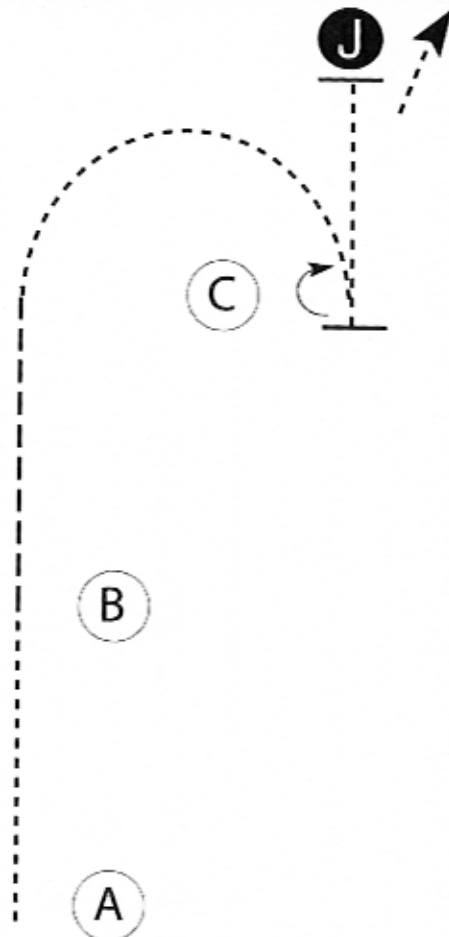
Spring Opener

Class 22-23 (Limit Green Western)

Show Date: 05-10-2024

www.HorseShowPatterns.com

www.HorseShowPatterns.com



Be ready at A.

1. Walk A to B.
2. Trot from B until even with C.
3. Walk around C.
4. Stop when even with C.
5. Turn 180 degrees.
6. Walk to judge.
7. Stop and set up for inspection.
8. When excused, walk away from judge.

Walk	-----
Trot	- - - - -
Back	←
Marker	ⓑ
Judge	ⓙ

Follow the instructions of your ring steward.

[S/1-40]

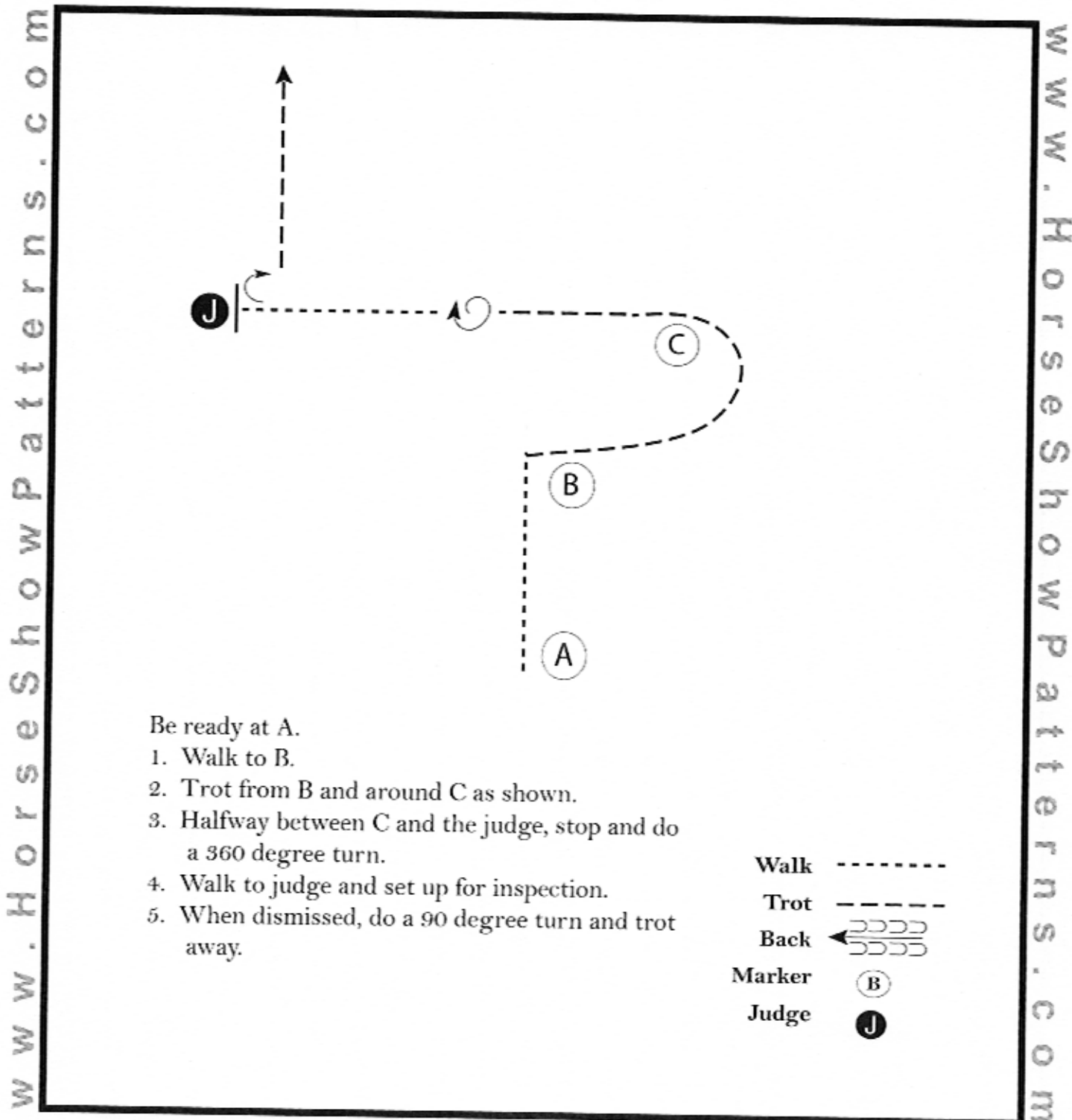
Pattern Provided by:

Judges

Spring Opener

24,24a,25,25a,26,26a (Age Division and POA Western)

Show Date: 05-10-2024



Be ready at A.

1. Walk to B.
2. Trot from B and around C as shown.
3. Halfway between C and the judge, stop and do a 360 degree turn.
4. Walk to judge and set up for inspection.
5. When dismissed, do a 90 degree turn and trot away.

Walk
Trot	-----
Back	←-----
Marker	Ⓚ
Judge	Ⓝ

Pattern Provided by:

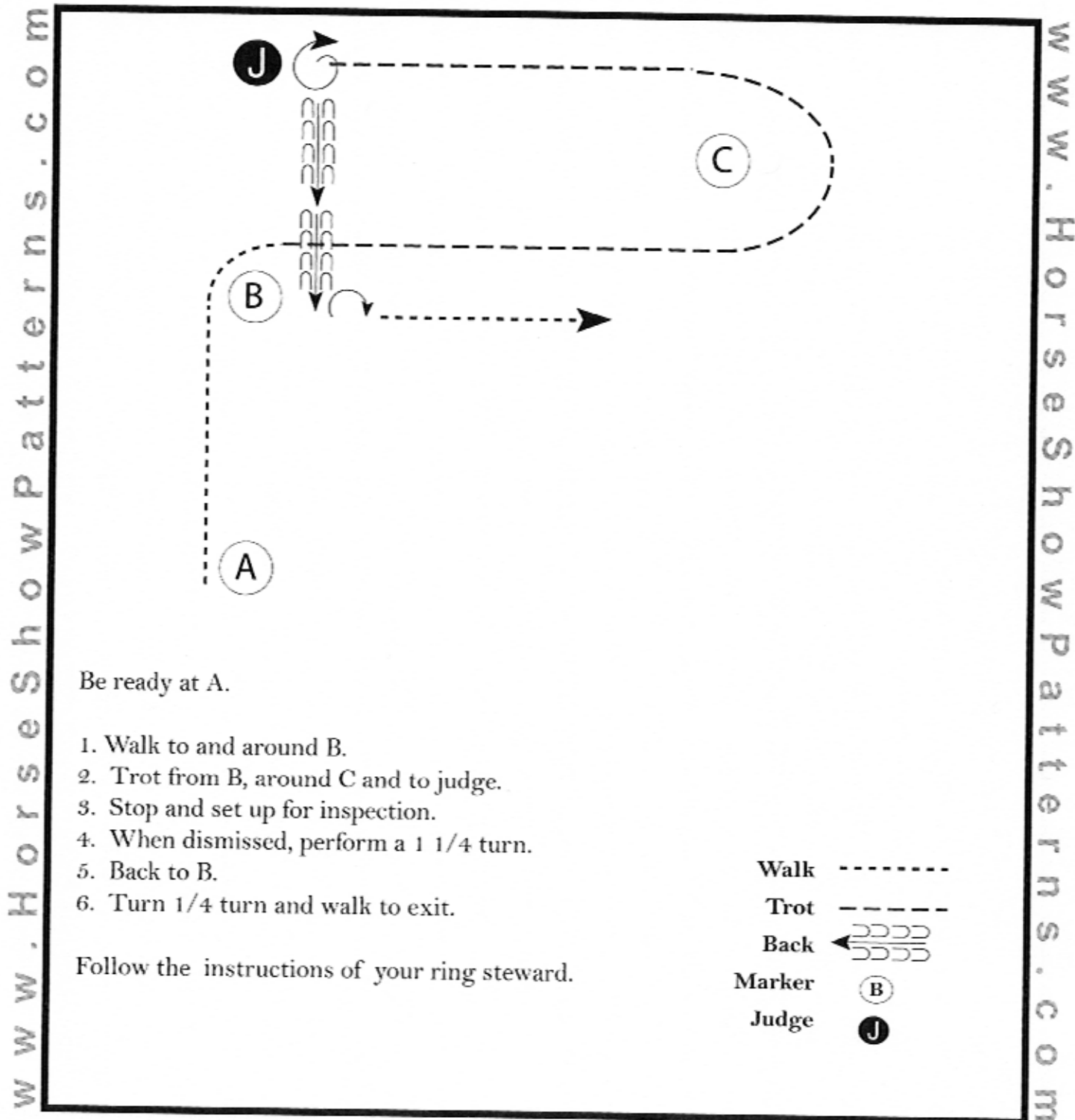
Judges

[S/2-21]

Spring Opener

27 (Championship Western Showmanship)

Show Date: 05-10-2024



Pattern Provided by:
Judges

[S/3-36]

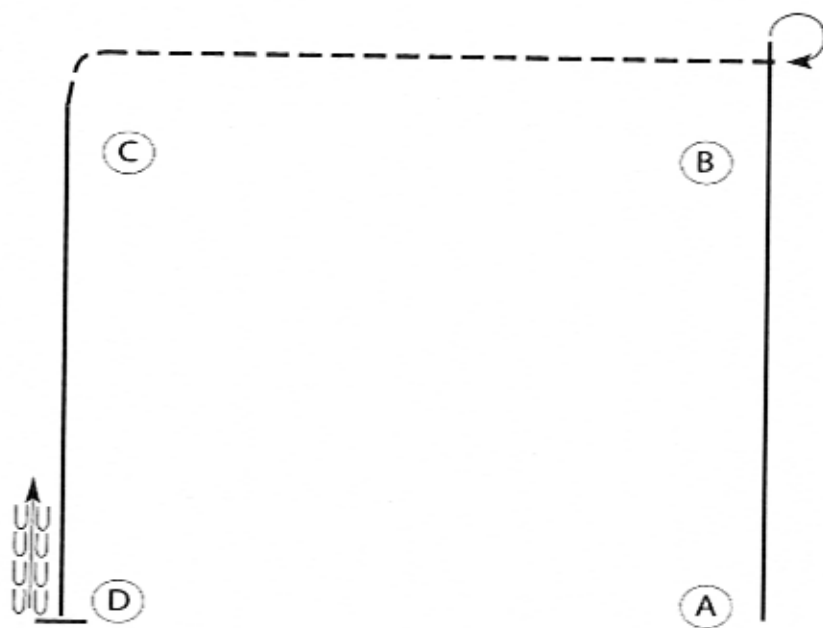
Spring Opener

Class 40 (Pattern Horsemanship)

Show Date: 05-10-2024

www.HorseShowPatterns.com

www.HorseShowPatterns.com



Be ready at A.

1. Lope on the right lead from A to B.
2. Stop past B and execute a 270 degree turn to the right.
3. Jog from B around C.
4. Lope on the left lead from C to D.
5. Stop at D and back one horse length.

Please exit at a jog.

Walk	-----
Jog	- - - - -
Extended Jog	- - - - -
Lope	—————
Leg Yield	
Lead Change	—/—
Back	←←←←←
Marker	(B)
Sidepass	←←←←←

Pattern Provided by:

Judges

[WH/2-23]

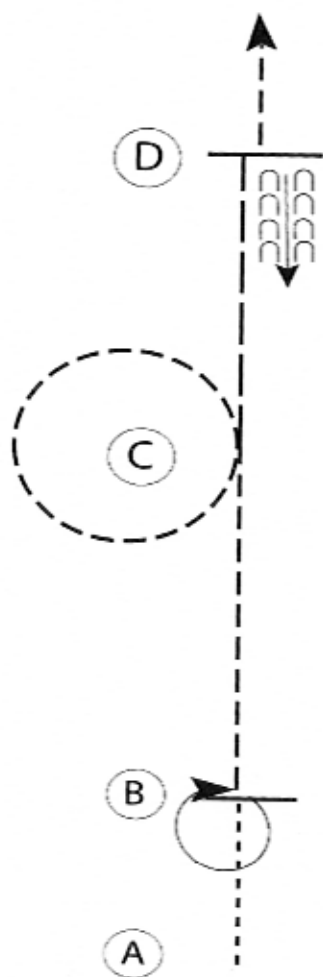
Spring Opener

Walk Trot (Class 41 Pattern Horsemanship)

Show Date: 05-10-2024

www.HorseShowPatterns.com

www.HorseShowPatterns.com



1. Walk from A to B
2. At B stop and perform a 360 degree turn on the hindquarters to the right
3. Jog to C, and jog a circle around C to the left
4. Extend the jog to D
5. At D stop, back five steps, and jog to the line

Walk	-----
Jog	- - - - -
Extended Jog	— — — — —
Lope	—————
Leg Yield	
Lead Change	///
Back	←←←←←
Marker	⊙ B
Sidepass	←-----→

Pattern Provided by:

Judges

[WH/WT-15]

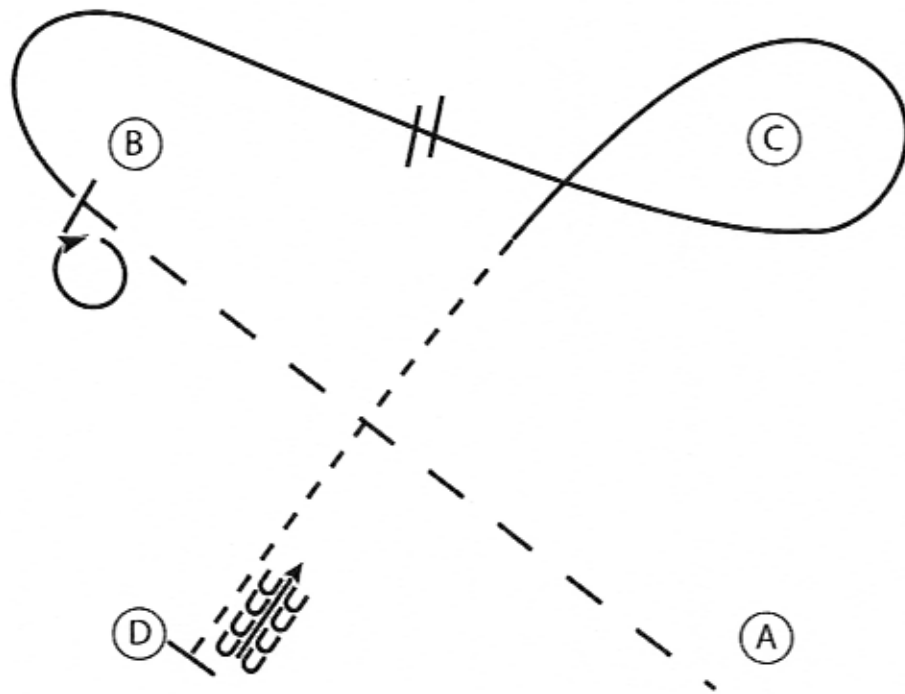
Spring Opener

Class 42 (Pattern Championship)

Show Date: 05-10-2024

www.HorseShowPatterns.com

www.HorseShowPatterns.com



1. Extend the jog A to B
2. Stop at B and perform a 360 degree turn to the right
3. Lope on the right lead around B
4. Half way between B and C change leads and continue to and around C
5. Jog halfway between C and D
6. At D stop and back

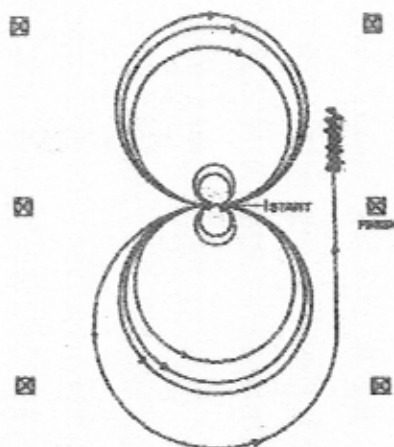
Walk
Jog	-----
Extended Jog	-----
Lope	—————
Leg Yield	
Lead Change	⋈
Back	⤵
Marker	Ⓚ
Sidepass	⤵

Pattern Provided by:
Judges

[WH/2-27]

PATTERNS FOR GREEN CLASSES**PATTERN 1**

1. Begin in the center of the arena facing the left wall.
2. Complete 2 spins right.
3. Complete 2 spins left.
4. Beginning on the left lead complete 3 circles, the first two large fast, then one small slow.
5. Change leads at the center of the arena (simple or flying).
6. Complete 3 circles to the right. The first two large fast, then one small slow.
7. Change leads at the center of the arena (simple or flying).
8. Begin a large fast circle to the left, but do not close the circle. Run down the side of the arena past the center marker and do a sliding stop at least 15 feet away from the fence.
9. Back 5 feet and hesitate to show completion of pattern.

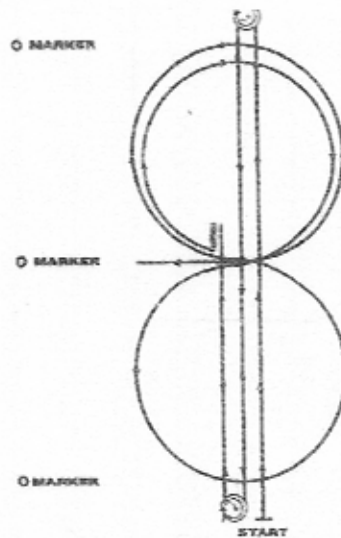


CLASS 75

PATTERN 2

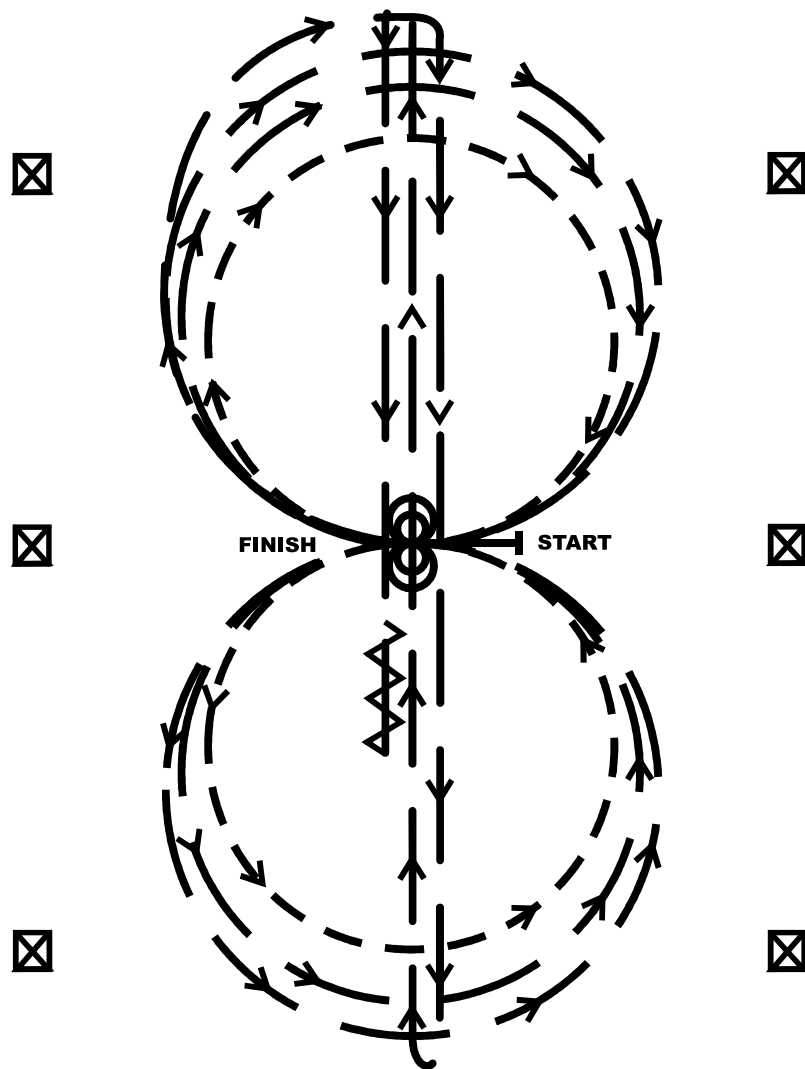
1. Start at end of arena
2. Run down the middle of the arena, past the end marker and come to a sliding stop.
3. Complete 2 ½ spins to the right.
4. Run down the middle of the arena, past the end marker and come to a sliding stop.
5. Complete 2 ½ spins to the left.
6. Run down middle of arena, past the center marker and come to a sliding stop.
7. Back up even with center marker. Hesitate.
8. Complete ¼ turn to the left.
9. Beginning on right lead, complete a large fast circle to the right and change leads in the middle to the left lead.
10. Complete a large fast circle to the left and in the center change to the right lead and complete a large fast circle to the right stopping in the center.
11. Hesitate to complete pattern.

Judge



Reining Walk Trot

Classes 72 & 74



Horses may jog to the center of arena. Horses must walk or stop prior to starting pattern. Beginning at the center of the arena facing the left wall or fence.

1. Heading to the right, complete three circles to the right: the first circle small and regular trot; the next two circles large and extended trot.
2. Complete three circles to the left: the first circle small and regular trot; the next two circles large and extended trot.
3. Continue around previous circle to the right. At the top of the circle, extended trot down the middle to the far end of the arena and do a right rollback—no hesitation.
4. Extended trot down the middle to the opposite end of the arena past the end marker; do a rollback left, no hesitation
5. Extended trot past the center marker and do a sliding stop. Back up to the center of the arena or at least ten feet, Hesitate.
6. Complete two spins to the right. Hesitate.
7. Complete two spins to the left. Hesitate to demonstrate the completion of the pattern.