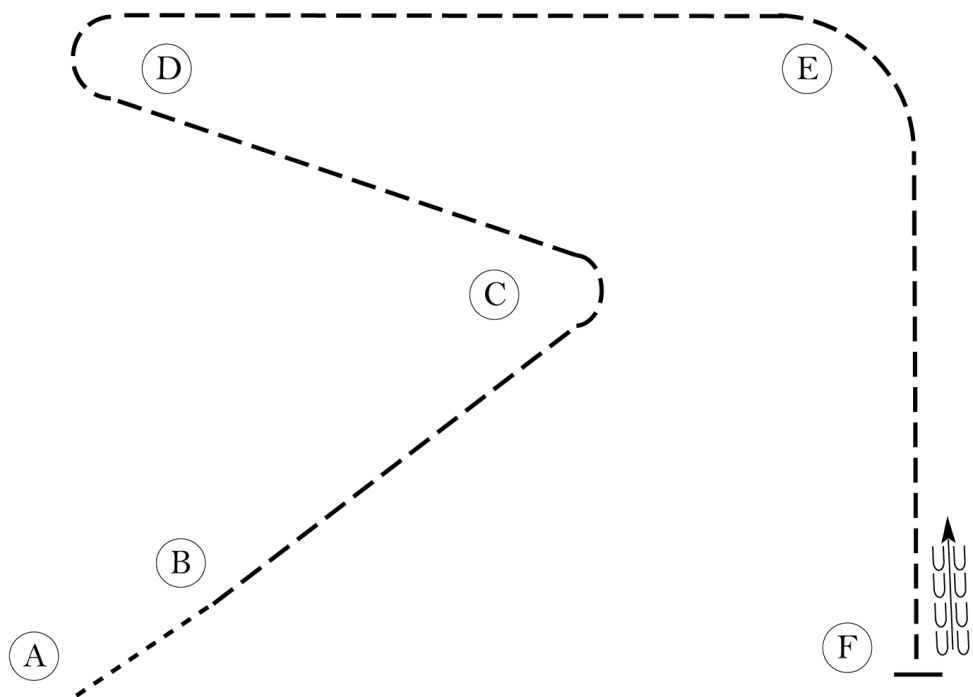


TUSS MARCH 2025

W/T ENGLISH EQUITATION (15 & UNDER 16 & OVER)

w w w . H o r s e S h o w P a t t e r n s . c o m

w w w . H o r s e S h o w P a t t e r n s . c o m



Be ready before A.

1. Walk A to B.
2. Posting trot on the left diagonal to C.
3. Change diagonals and post on the right diagonal to D.
4. Sitting trot from D to E.
5. Trot on the left diagonal E to F.
6. Halt at F and back approximately one horse length.

Follow the instructions of your ring steward.

Walk	-----
Trot	- - - - -
Extended Trot	-----
Canter	—————
Leg Yield	
Lead Change	↘ ↙
Back	← ← ← ← ←
Marker	⊙
Sidepass	← — — — — →
Hand Gallop	—————

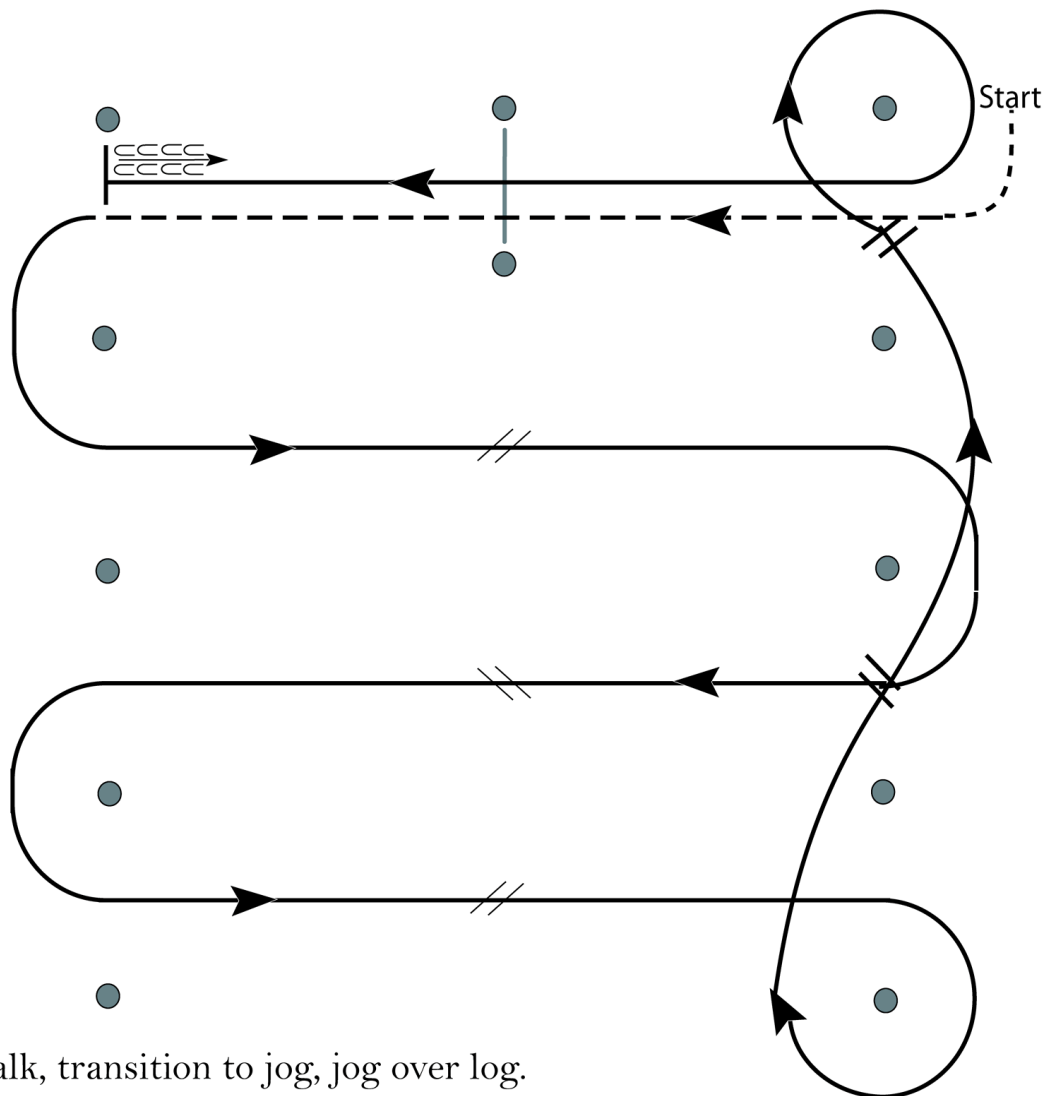
[HSE/WT-64]

Pattern Provided by:

TUSS MARCH 2025

WESTERN RIDING (OPEN)

Show Date:



1. Walk, transition to jog, jog over log.
2. Transition to left lead lope.
3. First crossing change.
4. Second crossing change.
5. Third crossing change.
6. Circle and first line change.
7. Second line change and circle.
8. Lope log.
9. Stop and back.

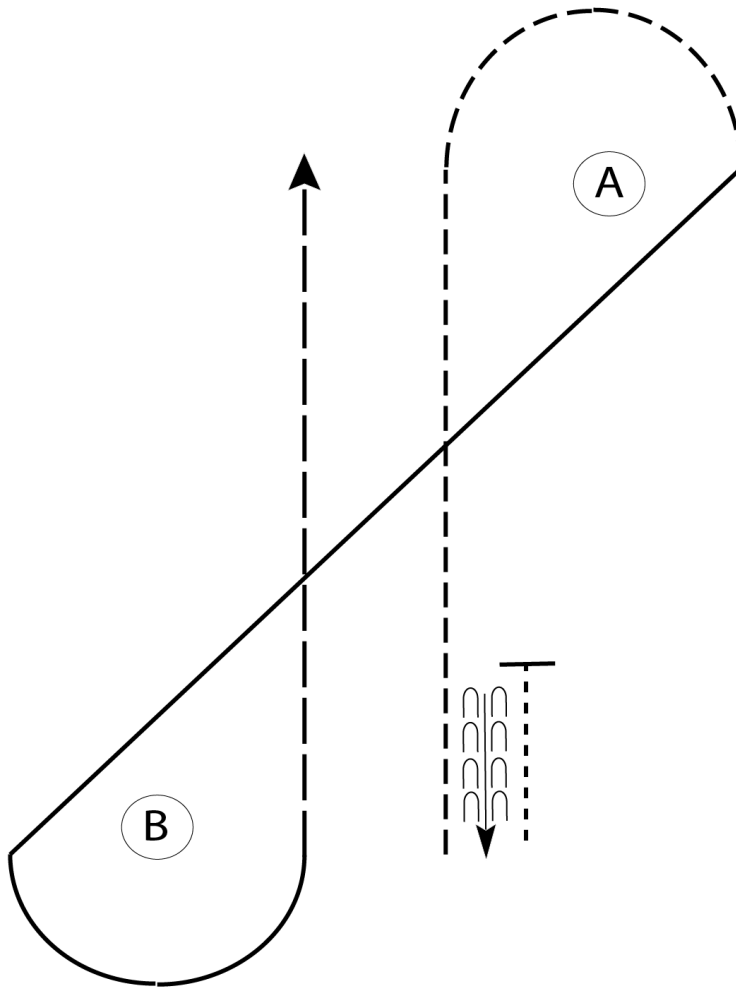
[WR/GP-2]

Pattern Provided by:

TUSS MARCH 2025

WESTERN EQUITATION (OPEN)

Show Date:



Be ready lined up to A.

1. Walk approximately 2 horse lengths toward A.
2. Stop and back until even with B.
3. Jog to and around A.
4. Lope on the left lead to and around B.
5. Extended jog in a straight line.
6. Pattern is over once you have passed A.

Follow the instructions of your ring steward.

Walk	-----
Jog	- - - - -
Extended Jog	— — — —
Lope	
Lead Change	⋈
Back	←
Marker	⊙ B

[WH/1-92]

Pattern Provided by:

www.HorseShowPatterns.com

www.HorseShowPatterns.com

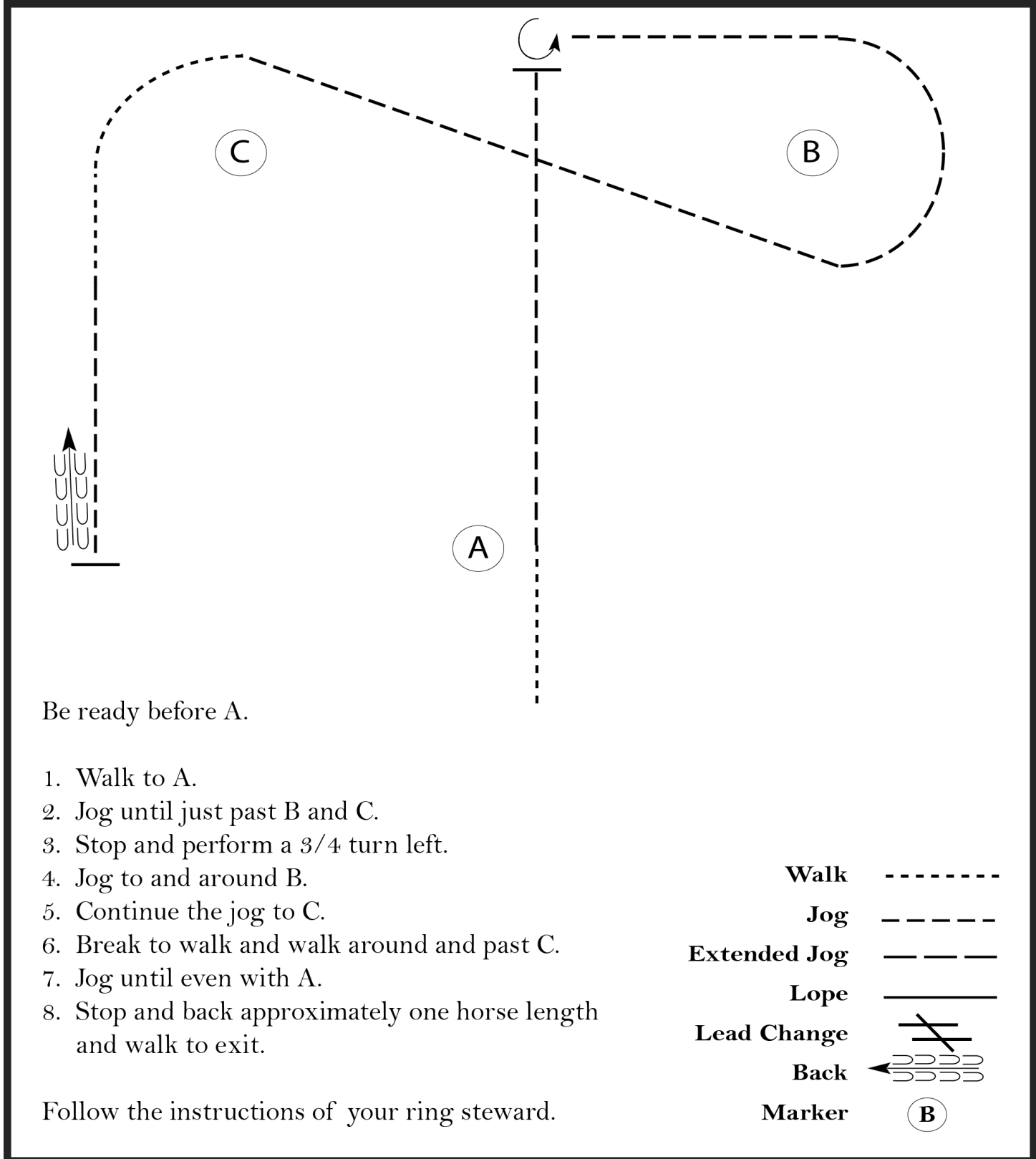
TUSS MARCH 2025

W/T WESTERN EQUITATION (15 & UNDER 16 & OVER)

Show Date:

w w w . H o r s e S h o w P a t t e r n s . c o m

w w w . H o r s e S h o w P a t t e r n s . c o m



Be ready before A.

1. Walk to A.
2. Jog until just past B and C.
3. Stop and perform a 3/4 turn left.
4. Jog to and around B.
5. Continue the jog to C.
6. Break to walk and walk around and past C.
7. Jog until even with A.
8. Stop and back approximately one horse length and walk to exit.

Follow the instructions of your ring steward.

Walk	-----
Jog	- - - - -
Extended Jog	— — — —
Lope	
Lead Change	⌘
Back	← U U U U
Marker	Ⓚ

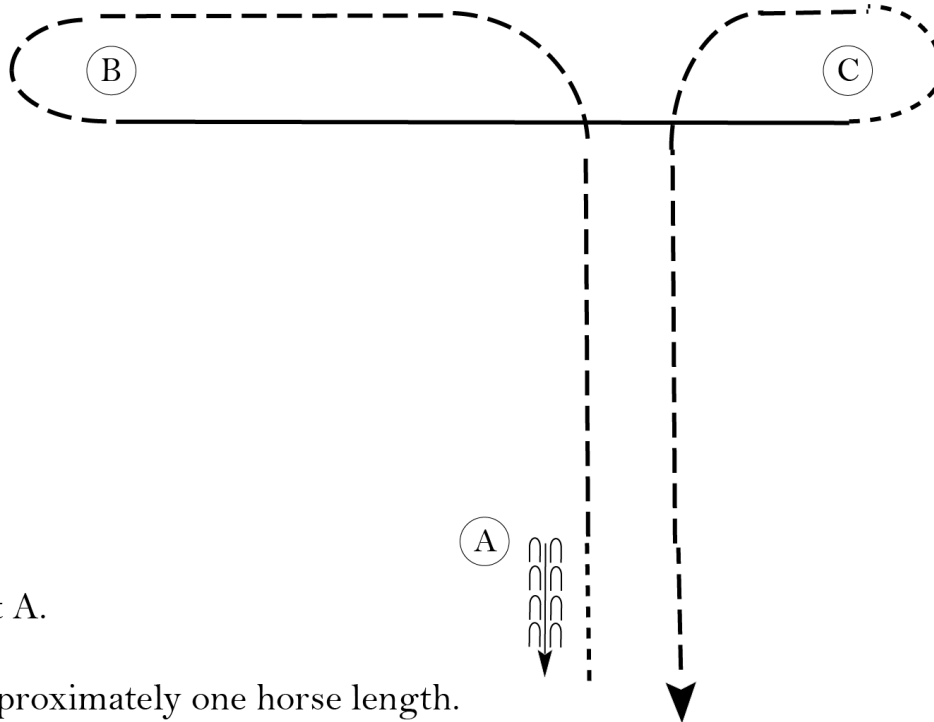
[WH/WT-91]

Pattern Provided by:

TUSS MARCH 2025

ENGLISH EQUITATION (OPEN)

Show Date:



Be ready at A.

1. Back approximately one horse length.
2. Walk to A.
3. Trot on the left diagonal to top of pattern.
4. Change diagonal and trot on the right diagonal trot to and around B.
5. Canter on the right lead to C.
6. Walk around C.
7. Trot on the right diagonal until even with A.
8. Continue to trot and trot to exit.

Follow the instructions of your ring steward.

Walk
Trot	- - - - -
Extended Trot	- - - - -
Canter	—————
Leg Yield	
Lead Change	↘↘↘
Back	←←←
Marker	(B)
Sidepass	←- - - ->
Hand Gallop	—————

[HSE/1-70]

Pattern Provided by:

w w w . H o r s e S h o w P a t t e r n s . c o m

w w w . H o r s e S h o w P a t t e r n s . c o m

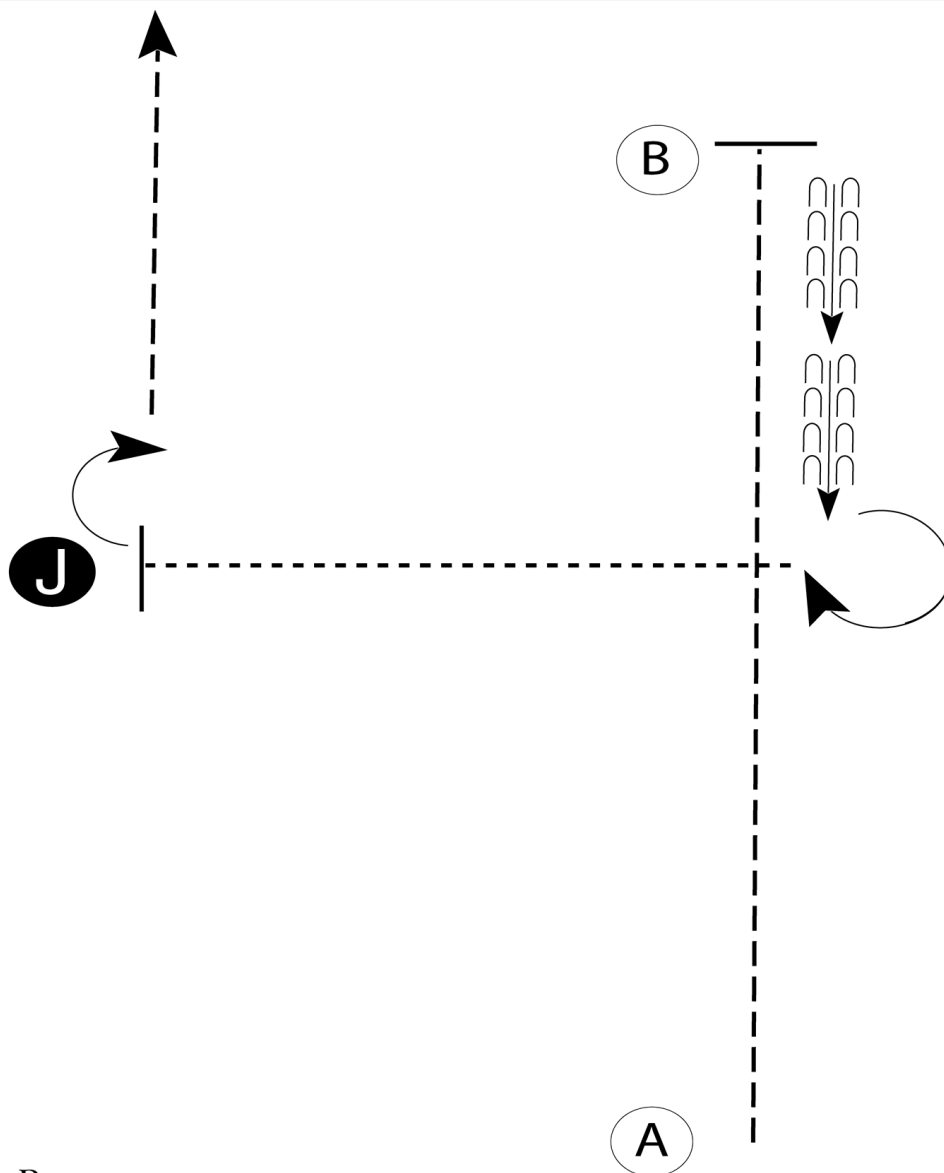
TUSS MARCH 2025

SHOWMANSHIP (OPEN)

Show Date:

w w w . H o r s e S h o w P a t t e r n s . c o m

w w w . H o r s e S h o w P a t t e r n s . c o m



1. Trot A to B.
2. Stop at B.
3. Back halfway to A.
4. Perform a 270 degree turn .
5. Walk to the judge, stop and set up for inspection.
6. When dismissed, perform a 90 degree turn and trot away from judge.

- Walk -----
- Trot - - - - -
- Back ← - - - - -
 - - - - -
- Marker Ⓟ
- Judge Ⓝ

Follow the instructions of your ring steward.

[SWT-1]


Pattern Provided by:

TUSS MARCH 2025

SHOWMANSHIP (WALK ONLY, 10 & UNDER) NOVICE EXHIBITOR


w w w . H o r s e S h o w P a t t e r n s . c o m

w w w . H o r s e S h o w P a t t e r n s . c o m



Be ready at A.

1. Trot to B and stop.
2. Perform a 90 degree turn. Walk to judge.
3. Stop, set up, inspection.
4. When dismissed, perform a 90 degree turn.
5. Trot to the line up or follow the directions of the ring steward.

Walk	-----
Trot	- - - - -
Back	← 
Marker	ⓑ
Judge	ⓐ

[S/WT-29]

Pattern Provided by:

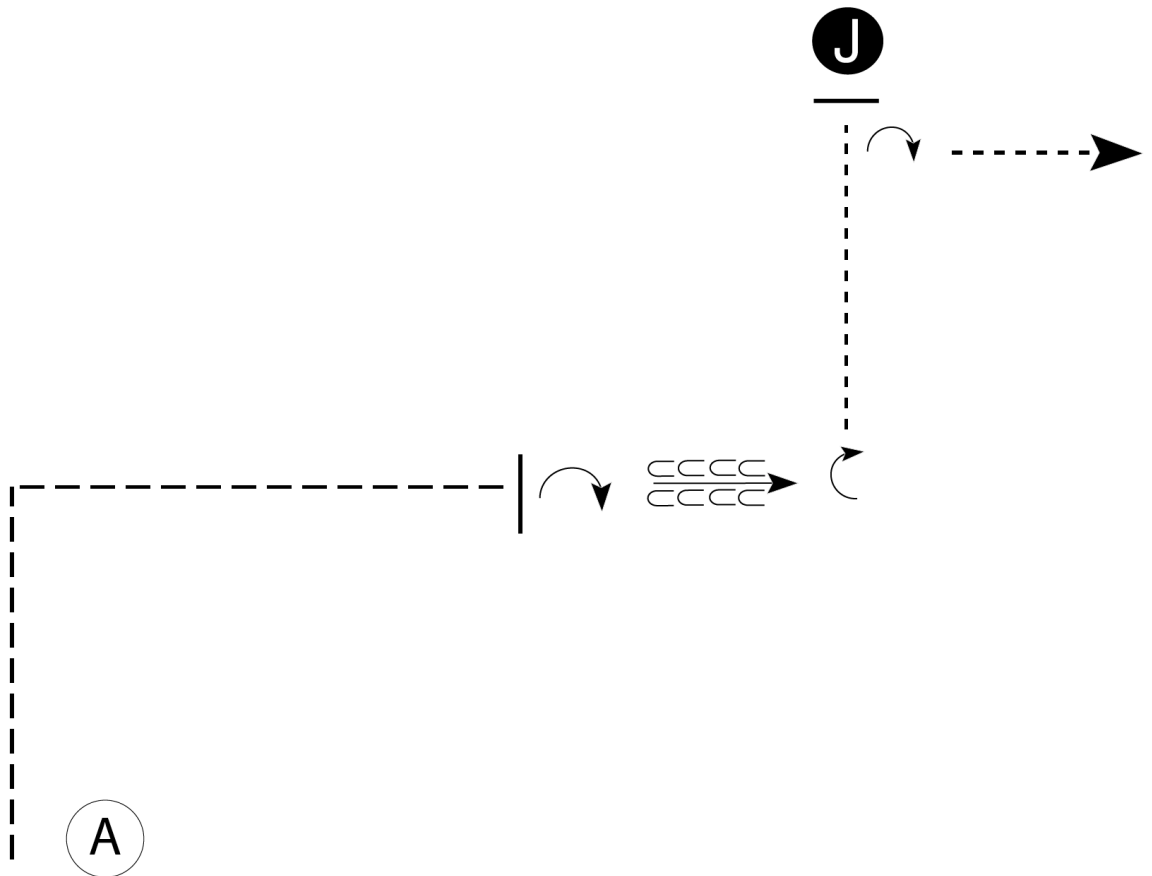
TUSS MARCH 2025

SHOWMANSHIP

15 & UNDER, 16 TO 39, 40 & OVER

w w w . H o r s e S h o w P a t t e r n s . c o m

w w w . H o r s e S h o w P a t t e r n s . c o m



Be ready at A.

1. When acknowledged, trot a square corner to center of pattern.
2. Stop and perform a 180 degree turn.
3. Back approximately one horse length.
4. Perform a 90 degree turn.
5. Walk to Judge.
6. Stop and set up.
7. Inspection.
8. Perform a 90 degree turn and walk off.

- Walk - - - - -
- Trot - . - . - .
- Back ←
- Marker (B)
- Judge (J)

[S/WT-126]

Pattern Provided by: